








2014

MIDDLESEX
COUNTY
4-H FAIR



Premium
LIST
AUGUST
22 23 24



4-H Fairgrounds, Westford, MA

TABLE OF CONTENTS

PAGE

1.....	Middlesex County 4-H Fair Disclaimer & Fair Directors Notes
2.....	2014 Fair Directors
3.....	2014 Fair Department Chairmen
5.....	Point System, Definitions to Note, Explanation of Awards
6.....	General Rules
7.....	HOW TO ENTER
	<u>DEPT# DEPARTMENT NAME</u>
12.....	Static Exhibit Rules
8.....	Challenge Lots for Static Departments
12.....	30 Art
13.....	40 Cloverbud (for Static Entries)
14.....	31 Crafts
15.....	16 Dairy Products
16.....	11 Displays (Individual, Team or Club)
17.....	20 Environmental Awareness
37.....	34 Field Crops
18.....	17 Flower
20.....	19 Food
22.....	18 Food Preservation
36.....	35 Fruit
24.....	13 Honey and Beekeeping
26.....	14 Maple Products
27.....	22 Needlework
29.....	12 Parade
30.....	24 Photography
31.....	21 Sewing
34.....	15 Vegetable
38.....	33 Wool/Natural Fibers
39.....	25 Workshop
40.....	27 Creative Writing
43.....	Livestock Rules
44.....	State Animal Health Rules
11.....	Challenge Lots for Livestock Departments
46.....	3 Beef Cattle
50.....	9 Cat
13.....	40 Cloverbud (for Livestock Entries)
47.....	1 Dairy Cattle
48.....	6 Dairy Goat
48.....	26 Dog
67.....	39 Horse
55.....	10 Pocket Pets
58.....	7 Poultry (Including Cage & Game Birds)
61.....	8 Rabbit and Cavy
63.....	2 Sheep
66.....	5 Swine
74.....	4-H Overnights/Chaperones at the Fair and Admission Prices
76.....	Meal Ticket and Overnighter/Chaperone Form for Exhibitors and Adults
77.....	The Robert J. Stokowski, Jr. Memorial Scholarship
79.....	Fair Workers Sign-up Chart
81.....	Alumnae Classes, Apple Pie Contest, Tent Sale, Youth Farmers Market (NEW!) Entry Forms (Attached)

2014 Premium List cover designed by Olivia Tower, Bolton

*Find us on the web at <http://www.4hmiddlesexfair.org/>
OR email us at office@4hmiddlesexfair.org*

**MIDDLESEX COUNTY 4-H FAIR
4-H FAIRGROUNDS, WESTFORD, MASSACHUSETTS
AUGUST 22, 23, 24, 2014**

DISCLAIMER

The exhibitor agrees to be solely responsible for any loss or injury to, or damage done, occasioned by or arising from, any animal or exhibit; and to defend and indemnify the Middlesex County 4-H Fair and the Directors thereof against all claims and liability in regard thereto. Only upon these conditions will entries be accepted.

In view of the indemnity agreement appearing on the Master Copy of Total Entries and herein, exhibitors may find it advisable for their own protection to carry appropriate liability insurance, if not already covered.

FAIR DIRECTOR'S NOTES

- All exhibitors, club leaders, chaperones, parents and other volunteers are expected to abide by the Member Code of Conduct and Volunteer Code of Conduct as issued by the University of Massachusetts Extension. As such, the Middlesex County 4-H Fair, Inc. will not tolerate any type of inappropriate behavior as outlined in the Code of Conduct. Failure to follow that code and the rules below, at any time while on the fairgrounds (including work nights, 4-H events and the Fair), will result in immediate dismissal from the fairgrounds.
- All entries must be respectful of a 4-H family audience. Entries may be disqualified if they are found to be offensive, disturbing and/or inappropriate for all ages.
- All reasonable precautions will be taken by the Middlesex County 4-H Fair, Inc. for the safekeeping of animals and exhibits; however, the Fair is not responsible for loss or damage from any cause.
- No alcoholic beverages or drugs are allowed on the Fairgrounds at any time. Any person under the influence of alcohol or drugs, or in possession of same, shall not be permitted on the grounds, or, if on the grounds, will be dismissed. Action as required will be taken at the discretion of the Fair Directors.
- Firearms are prohibited on the Fairgrounds.
- Propane tanks and fires are prohibited on the grounds at all times.
- As a safety precaution, smoking is prohibited in the Static Exhibit Building, Livestock Barns, Administration Building, under all tents, in all food areas and the pine grove/campsite areas.
- Misbehavior of an exhibitor, including poor sportsmanship and inappropriate 4-H behavior, will result in dismissal from the Fairgrounds for the remainder of the Fair and forfeiture of participation and prize money and other awards.
- Bare feet are not allowed on the Fairgrounds at any time.
- Only dogs participating in the 4-H Dog Show will be allowed on the Fairgrounds; those dogs must be leashed and under control at all times. No females in heat are allowed.
- There will be no refunds due to weather.
- The hours of the Fair are: Friday and Saturday 8:30 a.m. to 8:00 p.m., Sunday 8:30 a.m. to 4:30 p.m.
- The Fair Office can be reached at 978-256-4623, or by email at office@4hmiddlesexfair.org. To get to the 4-H Fairgrounds from Rte. 495 North or South, take Exit 32 for Boston Road, Westford. Follow Boston Road to Rte. 110; turn left on Rte. 110 and follow to South Chelmsford Rd. on the right. Proceed on South Chelmsford Rd. to the fairgrounds on the right. Watch for parking signs on Route 110.

2014 DIRECTORS, MIDDLESEX COUNTY 4-H FAIR, INC.

Donald Baum, Bolton	978-779-6483	Steve Hansen, Townsend	978-448-3152
Larry Couture, Billerica	978-667-3896	Ann Pickering Lang, Concord	978-369-2855
Beth Dubrawski, Abington	781-878-5936	Ken Lomax, Pepperell	978-433-5937
Lisa DeScenza, Westford	978-392-8610	Dee Raftery, Shirley	978-425-2422
Catie Dunn, Groton	978-448-3465	Tanya Shiner, Tewksbury	978-851-4367
Kathy Estridge, Westford	978-846-4266	Noelle Wise, Westborough	774-242-1968
Rick Gray, Pepperell	978-868-0980	Vacancy	

JUNIOR 4-H FAIR DIRECTORS AND APPRENTICES

Shawn Bingham, Lunenburg	Calvin Rambacher, Littleton
Shannon Donahue, Westford	Ethan Rambacher, Littleton
Anna Hatke, Westford	Katherine Souza, Westford
Andrew Keir, Lunenburg	Kaela Trabucco, Dracut
Emily Malachowski, Lowell	Samantha Trabucco, Dracut
Devin Payne, Westford	

HONORARY 4-H FAIR DIRECTORS

Mr. Gerry Boyle, Concord	Mrs. Jayne Merrick, Stow
Mr. George Comley, Westford	Mr. Paul MacMillan, Westford
Mr. Joe Hamelin, Groton	Mr. Paul Rohs, Westford
Mrs. Linda Hanna, Kennebunkport, ME	Mr. Charles Rossbach, Townsend
Mr. Paul Kelly, Westford	Mr. Steve Verrill, Concord
Mr. Paul Lahaise, Unity, NH	Mr. David Webber, Dunstable

We remember these former Honorary Fair Directors:

Mr. Lawrence Blanchard	Mr. Richard J. "Dick" Mooney
Mr. J.T. Brown	Mrs. Lilla "Ma" Phalon
Mr. J. Phillip Delano	Mrs. Ann Quinlan
Mrs. Lydia "Lee" Delano	Mr. Philip H. Russell, Jr.
Mr. George Edwards	Mr. Robert J. Stokowski
Mr. Everette Francis	Mr. H. Arnold Wilder
Mr. Payson MacCormack	

2014 FAIR DEPARTMENT CHAIRMEN

ART	Andrew Bowers (atbowers@juno.com)	542 Great Rd. Littleton 01460	978-486-8642
BEEF	Sandy Couvee (farmcamper23@gmail.com)	201 Hartwell Rd. Bedford 01730	339-222-2555
CAT	To Be Determined		
CLOVERBUD	Cindy Linkel (leknill1@yahoo.com)	81 Winter St. Fitchburg 01420	978-345-0730
CRAFTS (CO-CHAIRMEN)	Louise Donahue (lsardydonahue@comcast.net)	12 Texas Rd. Westford 01886	978-392-6968
	Sarah Donahue (shalalaala@yahoo.com)	12 Texas Rd. Westford 01886	978-392-6968
DAIRY	Sandy Couvee (farmcamper23@gmail.com)	201 Hartwell Rd. Bedford 01730	339-222-2555
DAIRY GOAT	Lucy McKain (lucymckain@verizon.net)	320 High Plain Rd. Andover 01810	978-475-7931
DISPLAYS	Sue Lukey (slukey07@yahoo.com)	25 Winter St. Hopkinton 01748	508-435-4129
DOG	Karen DiCampo (KarenD@archerrubber.com)	68 Cove Rd. Lunenburg 01462	978-582-7288
ENVIRONMENTAL AWARENESS (CO-CHAIRMEN)	Geraldine (Gerry) Kehoe (mothernature@verizon.net)	61 Water St. Woburn 01801	781-933-7244
	Jen O'Leary (jmol3125@gmail.com)	8 Norwich Rd. Nashua, NH 03060	603-566-8500
FLOWER	Norma Wu (normawu@aol.com)	12 Wheeler Lane Acton 01720	978-263-8118
FOOD (CO-CHAIRMEN)	Amy Herrick	9 Adams St. Billerica 01821	978-667-4532
	Chris Herrick (Christopher.herrick@yahoo.com)	702 Francis Ave. Mansfield 02048	774-719-2556
FOOD PRESERVATION	Brenda Foss Couture (schoolhouseapple@aol.com)	18 Sheridan St. Billerica 01821	978-667-3896
HONEY & BEEKEEPING	John & Kim King (johnkimking@verizon.net)	2 School St. Townsend 01469	978-597-5804
HORSE	Dee Raftery (draftery143@comcast.net)	267 Great Rd. Shirley 01464	978-425-2422
MAPLE PRODUCTS	John & Kim King (johnkimking@verizon.net)	2 School St. Townsend 01469	978-597-5804
NEEDLEWORK	Karen Rapiejko (pnkrapiejko@verizon.net)	63 Old Grafton Rd. Upton 01568	508-529-3880
PARADE	Pam Lefave (plefave@umext.umass.edu)	1034 Chandler St. Tewksbury 01876	978-851-6360
PHOTOGRAPHY (CO-CHAIRMEN)	Lou Salamone (afterschoolprods@yahoo.com)		917-709-1833
	Joanne Yelle (jelle2004@yahoo.com)	4 Gail Rd. Salem, NH 03079	603-898-7805

2014 FAIR DEPARTMENT CHAIRMEN (continued)

POCKET PETS (CO-CHAIRMEN)	Jennie Payne (jpayne@mulherngroup.org)	44 Griffin Rd. Westford 01886	978-692-2908
POULTRY (Including Cage & Game) (CO-CHAIRMEN)	Donna Fenton (fenton4h@yahoo.com)	103 Mason Rd. W. Townsend 01474	978-597-2886
	Bruce Clapp (avrilandbruce@gmail.com)	353 Benjamin St. Winchendon 01475	978-297-7042
RABBIT & CAVY	Beth Cane (beth.cane67@gmail.com)	282 Main St. Acton 01720	978-844-3723
SEWING	Joanne Brown (jojofam@juno.com)	3 Walden Rd. Wakefield 01880	781-246-2340
SHEEP (CO-CHAIRMEN)	Sarah Baum (sbaum85@gmail.com)	4 Chester Ave. Medford 02155	978-273-9827
	Lisa Besse (besse.family@gmail.com)	301 King St. Littleton 01460	978-486-0844
SWINE	Sandy Couvee (farmcamper23@gmail.com)	201 Hartwell Rd. Bedford 01730	339-222-2555
VEGETABLE, FRUIT, & FIELD CROPS	Diana Moulton	P.O. Box 68 Ashby 01431	978-386-2359
WOOL	Brenda Baum	125 East End Rd. Bolton 01740	978-779-6483
WORKSHOP	Dave Fox	43 Hildreth St. Westford 01886	978-692-3687
WRITING	Michelle Malachowski (malachowski@comcast.net)	191 Parkview Ave. Lowell 01852	978-390-9418
ENTRY MANAGER (CO-CHAIRMEN)	Brenda Blood (bblood@hotmail.com)	741 Townsend Rd. Groton 01450	978-302-8870
	Karen MacPherson (karenmacp@verizon.net)	P.O. Box 925 Middleton 01949	978-774-7404
LIVESTOCK DEPTS. CHAIRMAN	Don Baum (donaldbaum@comcast.net)	125 East End Rd. Bolton 01740	978-273-9827
STATIC DEPTS. COORDINATORS	Amy Herrick	9 Adams St. Billerica 01821	978-667-4532
	Bob Lefave Pam Lefave (plefave@umext.umass.edu)	1034 Chandler St. Tewksbury 01876	978-851-6360

MIDDLESEX COUNTY 4-H FAIR

The Middlesex County 4-H Fair is an all-volunteer, non-profit endeavor, run annually by the Middlesex County 4-H Fair, Inc. Assistance is provided by 4-H volunteers from across the County. All proceeds from the 4-H Fair are used to fund improvements to our facility and grounds as well as to run future fairs. Please address all correspondence and checks to: Middlesex County 4-H Fair, Inc., P.O. Box 352, Westford, MA 01886-0352. Cash awards allocated in this Premium Book are provided by the Middlesex County 4-H Fair, Inc. and by an allocation from the Massachusetts Department of Food and Agriculture.

POINT SYSTEM

The 4-H Fair will use a point system for calculating premium payments. For example: A first place in Food Department Class A, Lots 1, 2 and 5 yields a total of fifteen points. If the total number of points for all exhibitors at the Fair was 5,000 points, and the total premium money available for the year was \$5,000.00, then each point would be worth \$1.00. Fifteen points then would be worth \$15.00 in premium payments. Premium checks are generally issued in early December following the Fair each year. PLEASE NOTE: The dollar amount awarded for each premium point is set each year following the Fair; it is possible that the premium points could be less than \$1.00 per point. Due to budget constraints and lower amounts of State Funding that is available, each premium point is currently worth only \$.50.

*Premium checks must be cashed by June 30th of the year following the fair for which they were issued, or they will no longer be honored or re-issued by the fair.

DEFINITIONS TO NOTE

FITTING and SHOWMANSHIP is a term which describes two aspects of the judging of livestock projects.

- Fitting Classes measure the "quality and condition" of a project. A 4-H'er helps the animal develop its potential for future use through care, grooming, diet, exercise and training.
- Showmanship Classes measure the skill the 4-H'er has developed in showing the animal's best features.

STATIC EXHIBIT is a term which describes a non-animal exhibit. The quality of the exhibit is judged by a modified Danish system.

MODIFIED DANISH SYSTEM OF JUDGING: Each exhibit receives a 4-H Fair Ribbon; blue (excellent), red (very good) and white (good). In this initial judging each exhibit is judged on its own merits. Exhibits which initially receive a blue (excellent) ribbon are then judged for first, second and third place ribbons in each lot. Thus, a first place exhibit would receive a blue Danish ribbon and blue First Place ribbon. A second place exhibit would receive a blue Danish ribbon and a red Second Place ribbon. A third place exhibit would receive a blue Danish ribbon and a white Third Place ribbon. Exhibits which receive red or white Danish ribbons are not eligible for premiums.

EXPLANATION OF AWARDS

RIBBONS: Danish Ribbons, Place Ribbons and Rosettes.

PREMIUMS are cash awards which are paid in all departments except Cloverbud, Dog, Feline, Pocket Pets and Horse.

TOP NOVICE, TOP JUNIOR and TOP SENIOR awards are presented to the 4-H'er in each respective age group who has earned the most points in that department. These are awarded Sunday at the Fair's closing ceremonies.

TOP EXHIBITOR award is presented to the one person in each department who has earned the most points in the department. This is awarded Sunday at the Fair's closing ceremonies.

BEST INDIVIDUAL EXHIBIT award is for the one exhibit judged best in each department by the judges of that department.

DEPARTMENT AWARDS may be awarded in some departments for exhibits, sportsmanship and overall excellence as a 4-H'er at the Fair.

THE ROBERT J. STOKOWSKI, JR. MEMORIAL SCHOLARSHIP is awarded for further education to a senior 4-H'er or 4-H alumnus/a who has participated regularly in the Fair by assisting in its operation and who has demonstrated outstanding citizenship, leadership and achievement at the Fair.

GENERAL RULES

1. 4-H'ers shall only exhibit items or livestock personally produced and/or prepared since the prior year's 4-H Fair. See Department Regulations for ownership date requirements of animals and plants.
2. All static and livestock exhibits must be prepared, handled and maintained entirely by the 4-H'er without assistance from family or friends unless prior approval is given by the Department Chairman. All exhibits must be set up and removed from the grounds by the exhibitor.
3. All exhibitors in each department must be enrolled and be in good standing in the Middlesex County 4-H Program. 4-H'ers from other counties may exhibit only by invitation from the Fair.
4. Exhibitors are boys and girls who have passed their fifth birthday but not their nineteenth birthday as of January 1, 2014. The current 4-H year is October 1, 2013 to September 30, 2014. Youth with disabilities, ages 9 through 21 as of January 1, 2014. Youth requiring accommodations should contact the Middlesex County 4-H Fair outlining the accommodations being requested by July 28, 2014. NOTE: Horse Exhibitors please refer to the age requirements shown in the Horse Department Rules.
 - Cloverbud: Age 5 through 7 as of January 1, 2014. All static exhibits will be judged in the Cloverbud Department; livestock will be judged in the respective livestock departments. **NO ENTRY FEES ARE CHARGED AND PREMIUMS WILL NOT BE AWARDED TO ANY CLOVERBUD; EXHIBITS WILL RECEIVE ONLY A PARTICIPATION RIBBON.**
 - Novice: Age 8 through 13 as of January 1, 2014, and showing in the department for the first time (excluding cloverbud years).
 - Junior: Age 9 through 13 as of January 1, 2014, and having shown in the department before; also age 14 through 18 as of January 1, 2014, and showing in the department for the first time (excluding cloverbud years).
 - Senior: Age 14 through 18 as of January 1, 2014, and having shown in the department before.
5. Rules specified by the individual departments are binding. Please read them carefully.
6. Exhibitors may enter in any department regardless of the project carried in 4-H work, so long as the exhibit is his or her own work. Those entering the horse competition must have a current 4-H Horse Project Verification form signed by their 4-H Club Leader.
7. Exhibits of undesirable quality and those not properly entered will not be accepted. The decisions of the Department Chairmen and/or 4-H Fair Staff will be final.
8. The placings will be awarded on the basis of the quality of the exhibits; the decision of the judges is final.
9. Questions about articles for exhibit not covered by the class list should be directed to the appropriate Department Chairman.
10. Only exhibits entered in this Fair may be sold by the exhibitor after judging with the permission of the Department Chairman; however, all exhibits must remain on the grounds until the close of the Fair on Sunday. If animals are sold and removed from the Grounds prior to the completion of the Awards Program on Sunday, then all premiums earned for that animal will be forfeited.
11. All perishable products not called for by closing time on the last day of the Fair will be discarded. All other static exhibits not claimed will be moved to the Administration Building and must be picked up by 8:00 p.m. Monday evening immediately following the Fair. All non-perishable items remaining unclaimed after Monday evening will be donated to the following year's Fair tent sale!
12. With the exception of day entries in horse, dog, cat and pocket pets, exhibits may not be loaded and removed before the conclusion of the Awards Program on Sunday, or before the Fairgrounds are clean. Disregard for this rule will result in forfeiture of premiums.
13. Lots may be combined or subdivided if entries warrant such action. Multi-item lots and "miscellaneous" lots may be subdivided into new lots with a minimum of 3 entries in each subdivision at the Chairman's and judges' discretion.
14. It is the responsibility of each Department Chairman, before leaving the Fairgrounds, to see that his/her area is in good order. If necessary, a final cleanup must be scheduled for Monday immediately following the Fair.

HOW TO ENTER...Please follow directions carefully!

1. Attached are Entry Forms: one Entry Checklist Sheet, one Master Copy of Total Entries for recording all of your entries, one Livestock Department Entry Form for all Livestock Departments excluding Horse, one Horse Entry Form, one Static Department Entry Form and one Cloverbud Entry Form. A separate entry form must be used for each department (except Cloverbud - see Cloverbud Dept. rules). Entries should be prepared by the exhibitor! Please see the chart below for forms that must be completed.
2. Only one entry in each Horse Class is allowed. Please refer to the individual Livestock and Static Department rules for the number of entries allowed per Lot.
3. Checks should be payable to: Middlesex County 4-H Fair, Inc. There will be an additional charge of \$20.00 for each returned check (this includes checks returned due to insufficient funds or for any other reason).
4. Send all 4-H Fair entry forms and entry fees to the Middlesex County 4-H Fair, P.O. Box 352, Westford, MA 01886-0352.
5. All Livestock Leaders, including Horse Club Leaders, must submit all overnight requests for their clubs as one entry package. **THIS INCLUDES CHAPERONES!** Individual entries will be returned.
6. **NO ENTRY WILL BE ACCEPTED WITHOUT THE COMPLETED MASTER COPY OF TOTAL ENTRIES.** Be sure your entry and overnight forms have all the required signatures.

THE DEADLINE FOR ALL ENTRIES IS JULY 28, 2014

Entries will be accepted by mail between July 1 and July 28th. Entries postmarked after July 28, 2014 will NOT be accepted. Entries will be accepted in the Fair Office at the Fairgrounds from July 21 through July 25 between the hours of 1:30 p.m. and 4:00 p.m. Monday through Friday, and on Monday worknights in July.

LATE ENTRIES WILL NOT BE ACCEPTED!

If you are entering these departments:	Complete these forms:
All Exhibitors	Entry Checklist
Static department exhibitor	Master Copy to list ALL your entries One Static form for each static department you enter
Livestock department exhibitor	Master Copy to list ALL your entries One Livestock form for each livestock department you enter
Horse department exhibitor	Master Copy to list ALL your entries Horse Show entry form
Cloverbud exhibitor	Cloverbud Entry form to list ALL your entries (static and livestock)
Overnight Exhibitor, Fair Worker and/or Chaperone	Meal Ticket & Overnighter/Chaperone Form
Fair Worker	Fair Workers Sign Up Chart

Contact the 4-H Fair Office with any questions regarding entries:
office@4hmiddlesexfair.org *or*
781-844-7951

PREMIUM AND CLASS LIST CHALLENGE LOTS

Each class lot is to be entered, judged and exhibited under its own department and is subject to that department's rules. Most Challenge Lots must be initiated before the Fair. Be sure to contact the appropriate Department Chairman in sufficient time to complete the projects.

- ⇒ **ART DEPARTMENT 30, LOT 36** – The Middlesex County 4-H Fair is considering a new look and we challenge our exhibitors to design a new logo just for the Fair. Lot 36 is an opportunity for an exhibitor to create a color design for potential use on the website and publicity materials for the Middlesex County 4-H Fair. Please be aware that the logo may be used for a broad range of purposes including web design, brochures, flyers, social media, signs, stickers, etc., and in a wide range of sizes. The basic design requirements are as follows: Designs must be submitted on an 8.5" x 11" sheet of paper and must be in PORTRAIT FORMAT (vertical page). Please mat your work. Designs need to be clear and readable as small as 1.0" or as large as 10". A good test is to print your design on an 8.5" x 11" piece of paper and put it 10 feet away. Is it clear? If not, you may have too much fine detail. All designs may use appropriate colors; however, the designs must be reproducible as LINE ART. LINE ART has two colors, black and white - no gray values. This will allow the logo to be used in a variety of media and scales. The Title "Middlesex County 4-H Fair" must be included in the logo. Please include a description of what your logo represents with your entry. All entries will be reviewed by the Fair Directors at their October meeting; at the Annual Meeting in November the Board will announce if one of the entries will be used as our new logo. Please be sure that your name and address is written on the reverse side of the entry so that you get credit for your work.
- ⇒ **CRAFTS DEPARTMENT 31, LOT 41** – Covers! This year's challenge is to see how creative our 4-H'ers can be in recycling. Using bottle caps (plastic or metal) and/or jar lids, create an item that can be used for jewelry, decoration or as a household item. You may choose what to use as a base. Use of accent pieces is allowed as long as the craft is mostly caps/covers. For questions, please call Louise Donahue at 978-392-6968.
- ⇒ **ENVIRONMENTAL AWARENESS DEPARTMENT 20, LOT 32** – GARDEN GNOME/FAIRY HOUSE. Build a Garden Gnome/Fairy house that could be used as a garden decoration. You may use a man-made object for the base such as an upside down clay flowerpot, a wire frame, a box, etc., and any type of glue you choose. All other materials must be natural. For example, sticks, leaves, moss, cones, seeds, pebbles, etc. Please put your house on a base so it can be easily moved. House and base should be no bigger than 12"x12".
- ⇒ **ENVIRONMENTAL AWARENESS DEPARTMENT 20, LOT 33** – National Parks Poster. Make a poster depicting one of our National Parks anywhere in the U.S. Tell us about when and why it was founded, its location, special features, etc. Is it a highly visited park? Are there any special plans for its future? How has it changed over the years? Make us want to go and visit this Park! A tri-fold display poster would be best, but not required.
- ⇒ **FIELD CROPS DEPARTMENT 34, LOT 18** - Create an eye-catching scarecrow. This scarecrow must also contain features you think most likely to be effective in scaring garden/field crop invaders away!
- ⇒ **FLOWER DEPARTMENT 17, LOT 82** – Before the first frost of 2013, you would have dug up 2-5 begonia plants from the flower barrels at the fairgrounds. Plant in suitable terra-cotta red clay pots of your choosing. Grow inside until the weather permits putting them outdoors. Bring to the Fair where they will be judged for cleanliness, horticulture perfection, sturdy growth, good coloring and free from disease.
- ⇒ **FLOWER DEPARTMENT 17, LOT 83** – Using a square of fabric no larger than 8"x8", select a vase to compliment, and create an arrangement from cut and/or hot house flowers using your selected color scheme. Artificial items may be added. Keep in proportion height to base. Be creative.
- ⇒ **FLOWER BARREL CHALLENGE** - NOTE: This Challenge Lot is NOT considered part of the Flower Department and will have a separate entry fee of \$2.00 to enter this lot. This may be entered as a club, team or individual entry. If you are entering as a club or team, please submit only ONE entry form with the entry fee of \$2.00. Barrels must be planted by Friday, August 15, 2014, and kept in good horticultural condition until the fair is over. No stones or distracting artificial materials may be used. Plant something showy and sturdy. You may want to design your barrel with a theme that will give the viewer an idea of what kind of 4-H club you belong to. Prizes will be awarded to the top 3 barrels. Select and register your barrel with Debbie Seale in the Administration Building by the August 15th planting deadline. Barrel choice is first come, first served.

CHALLENGE LOTS (continued)

- ⇒ **FOOD DEPARTMENT 19, LOT 35** – Blueberry Muffins. Using the following recipe, make, bake and present six (6) Blueberry Muffins.

2 cups flour	½ cup milk
1 cup sugar	2 eggs
2 tsp baking powder	1 tsp vanilla extract
½ tsp salt	1 cup blueberries
½ tsp cinnamon	
½ cup butter	

Preheat oven to 375° F. Grease and flour a 12-cup muffin pan. In medium bowl, combine dry ingredients; with a pastry blender or 2 knives, cut in butter until mixture resembles coarse crumbs. In a bowl, combine milk, eggs and vanilla. Add to dry ingredients all at once, stirring just until moistened, do not over mix. Add fruit. Spoon batter into the muffin pan and sprinkle with sugar. Bake 30 minutes. Cool in pan 5 minutes. Pick your 6 best muffins and present them.

- ⇒ **FOOD PRESERVATION DEPARTMENT 18, LOT 64** - Using the following recipe, preserve and exhibit two ½ pints of Peach Jam.

2 quarts crushed, peeled, pitted peaches
½ cup water
6 cups sugar

Combine peaches and water in a large saucepot. Cook gently for 10 minutes. Add sugar, stirring until dissolved. Bring slowly to a boil. Cook rapidly to gelling point, about 15 minutes. As mixture thickens, stir to prevent sticking. Remove from heat. Skim foam if necessary. Ladle hot jam into jars, leaving about ¼ inch headspace. Process 15 minutes in a boiling water bath canner. Yield about 4 pints.

- ⇒ **HONEY AND BEEKEEPING DEPARTMENT 13, LOT 17** - Honey Cookies. Using the following recipe, make and present the six best cookies. Remember to attach a copy of the recipe to your entry.

½ cup white sugar	1 teaspoon baking soda
1 ¼ cups butter	4 cups all-purpose flour
1 ¼ cups honey	½ teaspoon ground ginger
2 eggs	½ teaspoon cinnamon
1 teaspoon vanilla extract	1 pinch nutmeg

In a saucepan over low heat, melt together sugar, butter and honey. Let cool. Mix together eggs, vanilla, baking soda and ginger. Gradually add to cooled honey mixture. Slowly add 4 cups of flour to mixture. Stir until well blended. Drop by teaspoonsfuls onto cookie sheets about 2 inches apart. Bake at 350° (180° C) until golden (about 12-15 minutes).

- ⇒ **MAPLE PRODUCTS DEPARTMENT 14, LOT 7** - Maple Syrup Crackel Top Cookies. Using the following recipe, make and present the six best cookies. Remember to attach a copy of the recipe to your entry.

1 cup shortening or butter	4 cups flour
1 cup brown sugar	2 teaspoons baking powder
1 egg	½ teaspoon salt
1 cup maple syrup	1 teaspoon vanilla
Sugar for rolling	

Mix shortening, sugar, egg, syrup and vanilla. Add flour, baking powder and salt. Chill. Roll into balls, dip into sugar. Bake at 350°F for 10 minutes.

- ⇒ **NEEDLEWORK DEPARTMENT 22, LOT 48** - Using any stitching technique(s), create an item that has a theme in the same amount of years as your age. (Example: If you are 13, create a pillow with 13 different flowers. If you are 17, create a framed picture with 17 different cross-stitched cats). Please call the Department Chairman if you have questions.

CHALLENGE LOTS (continued)

- ⇒ **NEEDLEWORK DEPARTMENT 22, LOT 49** - 12" hand-stitched 9-patch pillow using 2 different complementary fabrics. Pillow may be stuffed or a pillow-form may be used. Kits are available, as are written instructions, if you would like to use your own fabric. Please phone Department Chairman Elaine Shirron at 978-635-0122.
- ⇒ **PHOTOGRAPHY DEPARTMENT 24, LOT 38** – Feet. Enter a photo that you took that you believe would fit into this category. Show us your creative side! A single color photograph should be entered, following the rules specified in the Photography Department.
- ⇒ **SEWING DEPARTMENT 21, LOT 54A** – Community Service Doll Clothes: Sew a collection of 3 garments for an 18" doll that will be donated at the end of the Fair to the Toys-for-Tots Boston Chapter American Sewing Guild doll drive. All sewing department rules apply.
- ⇒ **SEWING DEPARTMENT 21, LOT 54B** – Men's shirt and tie make-over. Take one or more large size men's long-sleeved dress shirt and create a new garment from the shirt(s). Somewhere in the new garment use all or part of the tie. All sewing department rules apply. Original seams may be used in parts of the new garment, however, at least four or more new seams must be included as major parts of the garment. Have fun and be creative!
- ⇒ **VEGETABLE DEPARTMENT 15, LOT 45** - Create a vegetable creature. Using vegetables of your choice create a creature. You may use craft items such as pipe cleaners, toothpicks, eyes, pom-poms, fabric, ribbon, etc. Display them on a flat surface such as a piece of cardboard or a paper plate, whatever fits your creature best. You may also decorate the surface. Give the creature any expression that you choose. Judging will be based on creativity and looks.
- ⇒ **WORKSHOP DEPARTMENT 25, LOT 46** – Build and finish a floor standing plant stand. Item must be between 18" and 36" tall and accommodate a clay flower pot of between 4" and 8" in diameter. Stability of the item with the pot (pot filled with soil must be provided by the exhibitor), design and finish are all important judging considerations.
- ⇒ **CREATIVE WRITING DEPARTMENT 27, LOT 19** - 50 Word Story. Write a story using 50 words or less. It must contain all of the elements of a short story. It must be one page, double-spaced, on 8½" x 11" white paper and in a folder with a clear cover. No illustrations. Choose your words carefully.
- ⇒ **CREATIVE WRITING DEPARTMENT 27, LOT 20** - Writing set of 3. Submit 3 entries, each in a different writing form and on the same or a related topic. This means that the set of three can include one poem, one short story/play and one essay. Selections can also include lots 14 through 17. If any of the miscellaneous writing forms are used, remember to be specific about this on the writing form. For all selections, identify the lot numbers you use and the connection between the selections on the entry form and on the judging slip. This exhibit must be entered in a folder with a clear cover.
- ⇒ **CREATIVE WRITING DEPARTMENT 27, LOT 21** – Since the Fair has launched a new website, we challenge the exhibitors to populate a new blog section on the website. Write a blog about a fun experience you have had at the 4-H Fair – something that will motivate the public to want to come to the Fair or youth to want to join 4-H. Blog posts should be between 400 and 600 words and should include a catchy title to grab the reader's attention. This entry must be typed, double spaced on 8½" x 11" white paper and placed in a folder with a clear cover. Please note that these entries may be included in the blog section of the Middlesex County 4-H Fair website, but will not include 4-H member names.

LIVESTOCK DEPARTMENTS CHALLENGE LOTS

PLEASE NOTE: The following Challenge Lots are exhibited in the appropriate Livestock Departments. Entries should be listed on the Livestock Department entry forms, and will be brought in on Thursday night with all other Livestock entries, unless noted otherwise. Please see the exception noted in the Cat Department.

- ⇒ **CAT DEPARTMENT 9, CLASS V, LOT 10** – Create a cat theme picture frame for your favorite cat photo. Be creative! The frame can be whimsical, funny or show your cats serious side. This item should be brought to the Static Building on Wednesday night between 5:30 and 9:30 p.m. to be checked in. Please see the note in the Cat Department.
- ⇒ **DAIRY GOAT DEPARTMENT 6, CLASS V, LOT 12** - Papier Mâché animal. Make your favorite animal out of recycled paper. You can use newspaper, stationery, gift wrap or any other paper you might have available. For large items or particular shapes you can make the inside hollow by using cartons, cans, foam or an air filled balloon, then forming your shapes around it. Once you have made your shape using papier mâché, let it dry. Once dry you can paint it with any color or pattern you choose. If you need recipes for papier mâché, please contact the Department Chairman, Lucy McKain at 978-475-7931, or email the fair at: Middlesex4hfair@comcast.net.
- ⇒ **DOG DEPARTMENT 26, CLASS E/5** – Make a 4-H or Agricultural themed leash and collar. Combination will be judged on suitability for the intended breed that will be wearing it and the task for which it will be used (i.e., Showmanship, obedience, agility or walking). Complexity, quality of craftsmanship and artistic merit will also be judged. Entries are to be submitted on Thursday night to the K-9 Club tent area. Entries should have an index card attached with the following information: Exhibitor Name, 4H Class, Intended Breed or size of dog and intended task. This class will receive Danish ribbons only.
- ⇒ **DOG DEPARTMENT 26, CLASS E/6** – Educational Poster – Develop a poster that will educate the public about dogs. Be sure your theme is clearly and concisely explained. Ideas: dog anatomy; how to greet a strange dog, grooming, etc. The poster should be freestanding (trifold or have a stand). Submit entries on Thursday night to the K-9 Club tent area. This class will receive Danish ribbons only.
- ⇒ **POULTRY DEPARTMENT 7, CLASS V, LOT 41** – Raising a standard or bantam bird. The Aviculture Club has ordered standard and bantam chicks from a breeder. Anyone who wishes to raise and show them at the Fair must pre-order them in early spring. You will raise 6 chicks then enter them in the Fair. They will be judged individually and as a group. NOTE: Be sure to enter each bird individually and then enter Class V, Lot 41, Challenge Lot, on a separate line.
- ⇒ **RABBIT AND CAVY DEPARTMENT 8, CLASS V, LOT 21** – Decorative or Garden Flag. The Rabbit and Cavy Department is looking to redecorate the barn during the Fair with new flags, and we challenge our exhibitors to create decorative flags to hang from the ceiling, or, garden flags for use in the gardens around our barn. Decorative flags must be between 27” and 32” wide, and 37” to 54” long. Garden flags should be between 11” and 15” wide and 15” to 18” long, with a channel along one side so that it can be easily hung. The theme of the flag should be rabbits and/or cavies. Material should be a durable fabric of your choice. Designs can be cut out and sewn on, or painted with fabric paint. Please consider donating your flag to the Rabbit and Cavy Department for use at the Fair in the coming years.

STATIC DEPARTMENTS - STATIC EXHIBIT RULES

1. **Read General Rules, Health Regulations and all rules for each department to be entered.**
2. Static exhibits will be received **between 5:30 and 9:30 p.m., Wednesday, August 20th, only.** Completed exhibit slips must accompany each entry and state the Class letter and Lot number.
3. Only one entry may be made per lot, unless an exception is noted for a department.
4. Entries in the Static Departments must be accompanied by a **\$2.00 fee for each department entered.** This fee is charged only once in each department.
5. Be sure to enter all items you may wish to exhibit; adding items after the closing date of entries is not possible.
6. The Fair reserves the right to dispose of items during the Fair due to mold, etc.

ART DEPARTMENT 30

1. Read General Rules and Static Exhibit Rules carefully. If you have questions regarding the suitability of Art entries, check the descriptions for entries in Crafts.
2. Dampness curls lightweight board, therefore, **mount or mat all flat art work** such as sketches, drawings and water colors on medium to heavy poster or mat board. Choose colors which will complement the art work. Judges prefer all work to be matted.
3. **All flat art work must have an adhesive cloth hooked picture hanger, securely fastened to the back.** Do not use coat hangers or masking tape. The presentation of your art work is taken into consideration. The hangers allow us to present your art work clearly.
4. Frames are not required. Heavy framed art must have screw-eyes and wire.
5. Cleanliness is a requirement. Flat art work may be covered with glass or plastic. Pastels, pencil and charcoal sketches must be sprayed with an art fixative to prevent smudging.
6. All paintings must be dry.
7. Write your name and address on the back of each art entry.
8. **All art work, regardless of medium, that is copied from another source MUST be entered in Lot 33.** Please include the original source of your copied art, such as a photo from National Geographic; or, if this is not possible, write what this source was at the top of your entry slip. Originality is your art work's biggest asset. Be creative.
9. Kits **WILL NOT** be accepted.
10. **Lot 15** is an opportunity for an exhibitor to create a design in black and white for use as the 2015 Fair Premium List cover. The basic design requirements are as follows:
 - SIZE - designs must be submitted on an 8½"x11" sheet of paper (cover size) with ½" margins allowed. **MUST BE IN PORTRAIT FORMAT (VERTICAL PAGE).** Please mat your work;
 - COLORS - black and white;
 - TITLE - "2015 Middlesex County 4-H Fair Premium List", "August 28, 29, 30", and "4-H Fairgrounds, Westford, MA" must be included.All entries will be reviewed by the Fair Directors at their October meeting and the results will be announced at the annual meeting in November. **Please be sure that your name is written on the back of the cover entry to ensure that you get credit for your work.**
11. In **Lot 35** you may enter more than one item provided they are different from the preceding lots, and from each other. If 3 or more exhibitors submit similar items in **Lot 35** a new lot will be formed.

CLASS A

PAINTING

- Lot 01.** Oil painting on canvas - paper or similar surface
- Lot 02.** Watercolor (transparent, not tempera)
- Lot 03.** Acrylic
- Lot 04.** Tempera - water or egg based poster paint

DRAWINGS

- Lot 05.** Pencil - colored as well as black
- Lot 06.** Charcoal, conte, or lithograph pencil
- Lot 07.** Pastel
- Lot 08.** Crayon, oil or wax
- Lot 09.** Pen and Ink
- Lot 10.** Felt-tip Pen
- Lot 11.** Scratchboard

ART DEPARTMENT 30 (continued)

DRAWINGS (continued)

- Lot 12. Calligraphy
- Lot 13. Rendered Perspective Drawing
- Lot 14. Instrumental Drawing or Architectural Plan such as a house, barn, coop, pens, stalls, landscape, garden, etc.
- Lot 15. 2015 4-H Fair Premium List Cover (see rule 10 above)

PRINTS

An exhibitor may submit a series of the same design with different effects, perhaps including the block or plate, all mounted together.

- Lot 16. Silk Screen Print on paper
- Lot 17. Linoleum or woodblock (If possible, exhibit the block and several prints)
- Lot 18. Wax, crayon or similar rubbing (Tombstones, etc.)
- Lot 19. Sponge or Vegetable Print
- Lot 20. String print (not String Art, which is a craft)
- Lot 21. Lithograph Print
- Lot 22. Stenciling on paper, cloth, tin, wood or stone (Please submit the stencil as well if you made it yourself)

OTHER MEDIA

- Lot 23. Silk Screen (not on paper)
- Lot 24. Batik
- Lot 25. Painting (No Stencils) on rock, slate, wood, metal and glass (includes tinsel pictures)
- Lot 26. Scrimshaw
- Lot 27. Collage - an additive process that is a pleasing arrangement involving things that have been constructed by, or are meaningful to the individual.
- Lot 28. Mixed Media - combination of techniques (For example: Ink and water colors)
- Lot 29. Commercial Art - Posters accepted, no stenciling
- Lot 30. Hand Painted T-shirt (Please include a wire coat hanger for display)
- Lot 31. Paper Mosaic
- Lot 32. Tile Mosaic
- Lot 33. "Copy" Art (see rule 8 above)
- Lot 34. Original Computer Graphics (Not pre-programmed)
- Lot 35. Any other Media - competing together (see rule 11 above)
- Lot 36. Challenge Lot – 4-H Fair Logo. See the Challenge Lots section.

PREMIUMS

	First	Second	Third
All Lots	4 PTS	3 PTS	2 PTS
Additionally Lot 15 as voted by the Fair Directors:			
1st	- Free weekend at the Fair which includes all entry and overnight fees		
2nd	- Entries up to \$10.00		
3rd	- Entries up to \$5.00		

CLOVERBUD DEPARTMENT 40

PLEASE NOTE: The following rules apply to exhibits in Static **AND** Livestock Departments.

1. Read General Rules, Static Exhibit Rules and Livestock Rules carefully. Please note that rules for individual departments apply to entries in the Cloverbud Department as well.
2. **ALL STATIC AND LIVESTOCK** entries for Cloverbuds should be listed on **ONE** Cloverbud Entry Sheet; do not use the pink Static Entry Sheet for your entries. **IN ADDITION, LIVESTOCK** entries must also be listed on the Livestock Forms.
3. Any Lot listed in the static departments may be prepared for exhibit in the Cloverbud Department; this includes Challenge Classes. Your exhibit must be prepared and presented according to the requirements in the individual static departments. For example: Food Department 19, Lot 08 requires 6 muffins. If you enter this Lot in the Cloverbud Department you must also present 6 muffins.
4. Refer to the individual livestock departments for rules concerning cloverbud exhibits.

CLOVERBUD DEPARTMENT 40 (continued)

5. ALL ARTWORK AND PHOTOGRAPHS MUST HAVE AN ADHESIVE, CLOTH HOOKED PICTURE HANGER SECURELY FASTENED TO THE BACK. Do not use coat hangers or masking tape.
 6. All clothes (including tee shirts) must be on wire hangers.
 7. On the entry slip indicate the number of years entered in this department.
 8. **Premiums are not awarded in this non-competitive department. Each exhibit receives a participation ribbon only. This applies to both static and livestock exhibits.**
-

CRAFTS DEPARTMENT 31

1. Read General Rules and Static Exhibit Rules carefully.
2. Read lot descriptions carefully.
3. Exhibit tags must be neatly and completely filled out. Tags should be securely attached to the item.
4. *For small items, place item on a piece of cardboard or Styrofoam to help display the item better.*
5. One item may be entered in each lot unless otherwise noted.
6. In the case of duplicate crafts, only one item can be entered, selecting the most appropriate lot.
7. Entries will be judged on creativity, neatness, suitability, originality and good design. Be creative in your work.
8. Please contact one of the Department Chairmen with any questions.
9. Suggestions: items should be dry, clean and presentable for judging.
10. When three or more items are submitted by different exhibitors within a lot, they may be judged as a separate lot.
11. For holiday lots, more than one holiday can be exhibited in a lot, as long as it falls within the stated time period.
12. *Descriptions are not mandatory, but encouraged - don't let your hard work go unnoticed, inform the judges.*

CLASS A

- Lot 01.** Ceramics - coil, do not cover bottom of piece
- Lot 02.** Ceramics - pinch, do not cover bottom of piece
- Lot 03.** Ceramics - slab, do not cover bottom of piece
- Lot 04.** Ceramics - thrown, do not cover bottom of piece
- Lot 05.** Ceramics - poured into mold by exhibitor, do not cover bottom of piece
- Lot 06.** Ceramics - decorated purchased item
- Lot 07.** Sculpture - polymer clay, hand molded clay, plaster, wax, wire, bread dough, soap, etc. More than one may be entered provided it's a different medium
- Lot 08.** Leather - any leather craft
- Lot 09.** Native American Craft
- Lot 10.** Jewelry - single or set, please state if beads are handmade
- Lot 11.** Carving - wood, soap, stone, shell, plaster, wax, etc.
- Lot 12.** Paper Craft - excluding lots previously mentioned
- Lot 13.** Papier Mâché - hand made
- Lot 14.** Mobile
- Lot 15.** Off-loom bead work
- Lot 16.** String Art - nails and string
- Lot 17.** Puppets - marionettes, hand, finger, etc.
- Lot 18.** Decoupage/Reverse decoupage
- Lot 19.** Wreath
- Lot 20.** Candle - molded, dipped or decorated by exhibitor
- Lot 21.** Decorated Egg - natural (hollowed or dried up), plastic, porcelain, etc.
- Lot 22.** Plaster Cloth Strips - similar to the kind arm and leg casts are made from
- Lot 23.** Holiday Items - winter (see rule 10)
- Lot 24.** Holiday Items - Spring/Summer (see rule 10)
- Lot 25.** Holiday Items - Fall (see rule 10)
- Lot 26.** 3D Creation - made from rocks, shells, spools, craft sticks, clay flower pots, etc. More than one may be entered provided it is a different medium.
- Lot 27.** Recycled Materials - made of Styrofoam, plastics, bottles, milk jugs, boxes, etc.
- Lot 28.** Origami - must have two or more items mounted in one display so that the judges may examine the folds of your work.
- Lot 29.** Ojo de dio (god's eye)

CRAFTS DEPARTMENT 31 (continued)

- Lot 30.** Tie Dye - shown on hanger, any tie-dyed item accepted.
- Lot 31.** Garden Stepping Stones
- Lot 32.** Rubber Stamping - greeting cards, gift tags, etc.
- Lot 33.** Scrapbook Pages - single or 2-page spread, photos not required. Any size accepted.
- Lot 34.** Altered Item - clipboards, binders, tins, cigar boxes, skateboards, etc.
- Lot 35.** Duct Tape Creation - Item must be made primarily of duct tape
- Lot 36.** Greeting cards - any medium, any size
- Lot 37.** Sand Paint - shown in bottle or flat work (flat work must be matted)
- Lot 38.** Toe Weaving
- Lot 39.** Nature Craft - using dried plants and other natural materials (i.e. driftwood, seashells, stones, twigs, egg shells, beeswax, egg shells, etc.)
- Lot 40.** Miscellaneous - articles not previously listed (i.e. baskets, applehead dolls, wood carving, etc.) Maximum of 2 entries.
- Lot 41.** Challenge Lot – All About Covers. See the Challenge Lots section.

PREMIUMS

	First	Second	Third
Lots 01-41	6 PTS	5 PTS	4 PTS

DAIRY PRODUCTS DEPARTMENT 16

1. Read General Rules and Static Exhibit Rules carefully.
2. Each exhibit must be accompanied by its appropriate department exhibit tag. Exhibitor's phone number must be included on the entry tag and tags should be securely attached to the item.
3. Recipes must be attached to each exhibit in those lots where appropriate. Recipes must be legible, typed, printed in ink or computer printed. Recipes will be on cards not larger than 4"x6". Tape recipe and entry tag to the wrapped food product or display.
4. All dairy products will be produced from pasteurized milk.
5. Cheese products will be wrapped in clear plastic wrap and presented on a flat plastic plate. Please follow Food Department guidelines for all food products.
6. Refrigeration will be provided.
7. Displays must be prepared and set up by the exhibitor and approved by the Department Chairperson. Please follow Display Department guidelines for displays.
8. If you have any questions, please feel free to contact the Department Chairperson.

CLASS A

FRESH CHEESES

- Lot 01.** Mozzarella. Produce a batch of mozzarella cheese using either the traditional cultured method or the quick microwave technique. Form the product into rounds or logs and wrap in plastic wrap for presentation.
- Lot 02.** Fresh Cheeses. These include lactic cheeses, Fromage Blanc, Queso Fresco, Ricotta, Marscapone, Buttermilk cheeses, Yogurt cheeses, etc.
- Lot 03.** Aged Cheeses. Cheeses must be a minimum of 90 days old and may be of any aged type of cheese. Natural rind, washed rind and waxed/sealed cheeses may be entered.

DAIRY PRODUCT EXHIBITS

- Lot 04.** Cheese Informational Poster and/or Exhibit. Poster subject matter may include cheese making, dairy product production, history, regional characteristics of dairy production on any relevant subject related to the use of dairy products. Be creative and use posters, drawings and diagrams. Exhibits may include cheese making equipment that illustrates the unique use of equipment in the cheese making process.
- Lot 05.** Cheese Press. Construct a cantilever or spring based cheese press. Plans will be provided.

PREMIUMS

	First	Second	Third
Lots 01-03	10 PTS	8 PTS	5 PTS
Lots 04-05	15 PTS	11 PTS	7.5 PTS

DISPLAYS: INDIVIDUAL, TEAM OR CLUB, DEPARTMENT 11

1. Read General Rules and Static Exhibit Rules carefully.
2. All entries may be prepared for exhibit by an individual exhibitor, a team of exhibitors from the same or different clubs, or by a club.
3. Decorative accessories, backdrops, table coverings etc., appropriate to each display, need not have been made by the exhibitor.
4. The display should be eye-catching, informative and educational. The judges are looking for various heights in the display. Use boxes, books or blocks under your table covering to obtain a variety of heights. The display should not look one dimensional. Backboards can be more than just plain cardboard; think about draping material over the backdrop to give it depth and a more polished look.
5. Table space measuring approximately 30" wide by 36" long will be provided. A larger space can be made available upon request. Should an electrical outlet be necessary, a limited number are available. Please request this with your entry.
6. All exhibits must be set up entirely by the exhibiting member/members and must be checked by the Department Chairman.
PLEASE NOTE: This Department will not be awarded Top Novice, Top Junior or Top Senior. A Best Individual Exhibit will be awarded.

Class A-Individuals; Class B-Team; Class C-Club

Lot 01. Set A Table For Two. You'll have great fun setting a table for two! First decide whether you'll set a table for an informal dinner or informal luncheon. Second, decide what your theme will be for the table. Will it be seasonal, a special event (bridal, birthday, Mother's Day, etc.), a picnic, color or a Country? Whatever you decide, remember to keep your theme throughout the table setting in an attractive manner. Third, think of your menu. The menu must include 3 courses: an appetizer or soup, a main course and a dessert. It must be balanced in nutritional value, and pay special attention to colors and textures of your courses. There will be **NO FOOD** displayed!! Finally, this display must contain a tablecloth, placemats, appropriate flatware, plates, glassware, napkins and centerpiece. Please check your cookbooks for information and diagrams for setting a table.

Lot 02. Demonstration. Make a poster with bullet points explaining how to accomplish something. Create a display showing the materials needed. This will stay in the Department for the duration of the Fair. Meet the Department Chairperson, or a designated adult on Saturday before 10 a.m. to plan when you will demonstrate this skill. An example could be wool felting. The poster would have several bullet points showing materials and the needle method. The display could be made with colorful roving, a foam pad, felting and a needle – perhaps a partially finished piece. This is a possible showcase for your Visual Presentation. No live or edible materials please. 5 extra points are given for a demonstration that is done in the Static Building during the weekend.

Lot 03. Teddy Bear Holiday Picnic: Pick a holiday or occasion and display only 2 to 3 of your Teddy Bears enjoying a picnic! The display must include festive backdrops, table coverings and items to enhance the theme of the holiday picnic or occasion. There are a lot of holidays or occasions (such as weddings, birthdays, etc.) to choose from, so have FUN putting this display together.

Score Card:

30	Presentation of major item, theme or story	10	Titles and captions brief, to the point, telling story clearly
10	Attracts attention	10	Originality
10	Creates interest and curiosity, advances knowledge	10	Neatness and workmanship
10	Shows profit, time saved, convenience, and/or other motives	10	General attractiveness, shape, proportion, balance, color, etc.

PREMIUMS

	First	Second	Third
All Lots	15 PTS	11 PTS	7.5 PTS

ENVIRONMENTAL AWARENESS DEPARTMENT 20

1. Read General Rules and Static Exhibit Rules carefully.
2. **Collections or exhibits/displays must not exceed 30"x36"** (unless noted otherwise). Any larger exhibit will require prior approval of the Department Chairman. Posters must be no smaller than 22"x28".
3. **All items in Lots 01-09 must have been collected by the exhibitor, not purchased.**
4. Lots 10 and 11 are for purchased items only. Read the lot description carefully.
5. As long as your articles for exhibit differ, you may make more than one entry in any lot designated with an asterisk (*) after the description. In the case of 3 or more exhibits of the same kind in a particular lot, a new lot will be formed. Only one of each type listed may be entered.

PLEASE NOTE: Exhibits or displays, which have been carefully, neatly and thoroughly presented, are given preference in judging over the exotic entry which is incompletely presented.

CLASS A

NATURAL ENVIRONMENT COLLECTIONS

- Lot 01.** Collection of 12 wildflowers only, pressed, mounted and named
- Lot 02.** Collection of 12 leaves only, pressed, mounted and named; or 12 pairs of leaves showing fronts and backs
- Lot 03.** Collection of 12 leaf prints only, mounted and named
- Lot 04.** Collection of 12 cones only, mounted and named
- Lot 05.** Collection of 12 seeds only, mounted and named
- Lot 06.** Collection of 12 insects only, mounted and named
- Lot 07.** Collection of 12 shells only, mounted or un-mounted, and named
- Lot 08.** Collections of 12 rocks and minerals only, mounted or un-mounted, and named
- Lot 09.** Miscellaneous Lot - Collection of 12 other nature related items, different from any of the above lots (examples include 12 different weeds, 12 different feathers, etc.). Collection must be a natural product and not purchased. Items in collection must also be labeled.*
- Lot 10.** Collection of 12 purchased shells only, mounted or un-mounted, named, and labeled with place of origin. (Not place of purchase.)
- Lot 11.** Collection of 12 purchased rocks and minerals only, mounted or un-mounted, named and labeled with place of origin. (Not place of purchase.)

POSTERS

Exhibits in **Lots 12-25** will be a single poster only, not larger than 24"x36", illustrating one of the topics listed below. Posters should be clear, with all elements properly identified. Please use two posters glued together, or foam core, as a single thickness poster will curl very easily in the dampness of the Static Building. **PLEASE NOTE:** Use of tri-fold posters is only allowed for Challenge Lots.

- Lot 12.** Ecology: A poster depicting EITHER a food chain or a food web. Pick one or the other, state what it is, the definition (of whichever you choose), and give us an example.
- Lot 13.** Ecology: Endangered species – Pick a species and tell why it is endangered and what can be done about it.
- Lot 14.** Ecology: A typical wetland and its importance to people.
- Lot 15.** Ecology: Pick ONE of the invasive plant species found in Massachusetts (remember plant species include flowers, shrubs, vines and herbs, etc.). Include a few pictures, Latin and common name and the habitat it likes to grow in. Include why it is considered invasive, how you can control it if you find it in your yard or any other information you think is important.
- Lot 16.** Dendrology: The importance of trees and/or forests and how they benefit people (such as the rainforest, the giant sequoias or the eastern forest).
- Lot 17.** Dendrology: Why do leaves change color? Demonstrate how autumn colors happen, where the colors come from, how weather affects color and what causes them to drop/fall from trees in the fall.
- Lot 18.** Meteorology: Different types of clouds and the weather they are associated with.
- Lot 19.** Meteorology: Nor'easters – A poster depicting what they are, characteristics and any other pertinent information or fun facts.
- Lot 20.** Geology: Describe the four types of volcanoes and give one example of each.
- Lot 21.** Geology: List the three different types of rocks found on earth and how they are formed. Give one example of each.
- Lot 22.** Oceanography: Tides – Depict what tides are, what causes them and the different types of tides.
- Lot 23.** Oceanography: Coral Reefs – Their importance to ocean life and the dangers they face.
- Lot 24.** Astronomy: Pick a specific topic and illustrate it. Examples, our exploration of the moon, our Solar System, a single planet in the Solar System, space travel, etc.
- Lot 25.** Astronomy: Constellations – A poster depicting what they are, give some examples and any other fun facts.

ENVIRONMENTAL AWARENESS DEPARTMENT 20 (continued)

HABITATS

Lots 26-31 will be a diorama, in a box or similar container, no bigger than 12"x18". Create a scene in miniature from one of the environments listed below, using both manmade and/or natural objects. Include both animal and plant life that is typically found in that environment.

Lot 26. Life in a field

Lot 29. Life in a marsh

Lot 27. Life in a forest

Lot 30. Life at the seashore (dunes, tide pools, etc.)

Lot 28. Life in or around a pond

Lot 31. Life in a desert (anywhere in the world)

CHALLENGE

Lot 32. Challenge Lot – Build a Garden Gnome/Fairy house, see the Challenge Lots section.

Lot 33. Challenge Lot – National Parks Poster, see the Challenge Lots section.

PREMIUMS

	First	Second	Third
Lots 32, 33	12 PTS	9 PTS	6 PTS
Lots 26-31	8 PTS	6 PTS	4 PTS
Lots 01-09, 12-25	5 PTS	4 PTS	3 PTS
Lots 10, 11	4 PTS	3 PTS	2 PTS

FLOWER DEPARTMENT 17

1. Read General Rules and Static Exhibit Rules carefully.
2. All containers are to be supplied by exhibitors. Cut flowers must be in **green** containers (the containers may be sprayed green, but they must be dry), size to be in proportion to specimens.
3. All exhibits in **Lots 08-68, 70, 78-80** must either have been grown by the exhibitor or have been in their care no later than June 1 of the present year.
4. In **Lots 01-07** the exhibits may contain native plant materials.
5. As long as your articles for exhibit differ you may make more than one entry in any lot designated with an asterisk (*) after the description. In the case of 3 or more exhibits of the same kind in a particular lot, a new lot will be formed.
6. Any exhibits which contain artificial elements must be exhibited in the Crafts Department.

Note: Exhibits are judged for horticultural perfection. Include sufficient stem and foliage when practical; select blossoms uniform in size and in their prime; collect material in the evening or early morning, place in deep, warm water for several hours in a cool place.

CLASS A

ARRANGEMENTS

Lot 01. Center of table

Lot 02. In a container not originally intended for flowers. Containers must be able to hold water, no dried arrangements. Use only non-perishable containers (i.e. do not use a vegetable).

Lot 03. Wild flowers, real fruit and foliage, arranged for effect

Lot 04. Miniature arrangement, not over five inches in any dimension, container included

Lot 05. Table against wall

Lot 06. Dried arrangement

Lot 07. 4-H arrangement - green and white

SPECIMEN HANGING PLANTS (Hangers must be provided by the exhibitor)

Lot 08. Spider Plant

Lot 11. Geranium

Lot 09. Lantana

Lot 12. Impatiens

Lot 10. Begonia

Lot 13. Any other not mentioned*

CUT FLOWERS (Please note that different flowers require different number of blooms!)

Lot 14. Asters - 5 blooms, 1 or more varieties

Lot 15. Cosmos - 5 stems

Lot 16. Sweet William - 5 blooms

Lot 17. Dahlias (giant, over 3" in diameter) - 3 blooms

FLOWER DEPARTMENT 17 (continued)

CUT FLOWERS (continued)

- Lot 18.** Dahlias (miniature, under 3" diameter) - 5 blooms
Lot 19. Marigolds (large, African type over 1½" diameter) - 5 stems
Lot 20. Marigolds (single, French type under 1½" diameter) - 5 stems
Lot 21. Marigolds (double, French type under 1½" diameter) - 5 stems
Lot 22. Nasturtiums - 5 blooms
Lot 23. Petunias (single flowered) - 5 stems
Lot 24. Petunias (double flowered) - 5 stems
Lot 25. Roses - 1 bloom, any type or variety
Lot 26. Snapdragons - 5 spikes
Lot 27. Zinnias (large dahlia flowered) - 5 blooms
Lot 28. Zinnias (small flowered, under 2½" diameter) - 5 stems
Lot 29. Zinnias (Mexican) - 5 stems
Lot 30. Ageratum - 5 sprays
Lot 31. Bachelor Buttons - 5 blooms
Lot 32. Rubeckia (Black-eyed Susan) - 5 stems
Lot 33. Celosia Plumosa (plume type) - 5 blooms
Lot 34. Celosia Cristata (crested type) - 5 stems
Lot 35. Globe Amaranth - 5 sprays
Lot 36. Salvia - 5 stems
Lot 37. Sunflowers (small flowering) - 2 blooms
Lot 38. Strawflowers - 5 stems
Lot 39. Verbena - 5 stems
Lot 40. Zinnias (large cactus flowered) - 5 blooms
Lot 41. Any other flower not mentioned, 5 blooms or stems (i.e. Balsam, Tithonia, etc.)*
Lot 42. Perennials - 5 stems. State variety. More than one entry accepted if of different varieties.*
Lot 43. Collection of 3 different kinds of flowers, each kind placed in its own container, the number of stems of each to correspond with cut flower Lots.
Lot 44. Collection of 5 different kinds of flowers, one stem of each, all in the same container.*

HOUSE PLANTS

Plants will be judged for horticultural perfection. Well-groomed plants and clean pots are a must.

- | | |
|--|---|
| Lot 45. African Violet | Lot 59. Succulent (other than cacti, i.e. jade plant, aloe, etc.) |
| Lot 46. Begonia - fibrous rooted | Lot 60. Spider plant |
| Lot 47. Geranium | Lot 61. Ivy (Swedish, English, etc.) |
| Lot 48. Philodendron | Lot 62. Peperomia |
| Lot 49. Rex Begonia | Lot 63. Asparagus Fern |
| Lot 50. Fuchsia | Lot 64. Any other flowering plant not mentioned* |
| Lot 51. Impatiens | Lot 65. Any other foliage plant not mentioned* |
| Lot 52. Christmas Cactus | Lot 66. Collection of 3 houseplants, flowering.
Must be of different varieties. |
| Lot 53. Cactus (not including Christmas Cactus) | Lot 67. Collection of 3 houseplants, foliage.
Must be of different varieties. |
| Lot 54. Coleus | |
| Lot 55. True Fern | |
| Lot 56. Wandering Jew | |
| Lot 57. Topiary | |
| Lot 58. Bonsai | |

DISH GARDENS AND TERRARIUMS

Most original arrangement of growing plants in any container suitable for household display. Identify varieties on a 3x5 card attached to the exhibit tag.

- | | |
|--|--|
| Lot 68. Dish Garden (from house plants) | Lot 70. Terrarium (from house plants) |
| Lot 69. Dish Garden (from garden & wild material) | Lot 71. Terrarium (from garden & wild material) |

FLOWER DEPARTMENT 17 (continued)

WREATHS

For **Lots 72-77** the base must be hand-made, or formed on purchased wire frames.

- Lot 72.** Cone (natural material only, nothing artificial)
- Lot 73.** Herbal (fresh or dried plant material only; no commercially packaged spices)
- Lot 74.** Dried
- Lot 75.** Vine
- Lot 76.** Green
- Lot 77.** Purchased base decorated with natural horticultural material. No artificial horticultural materials may be used.

SPECIAL LOTS

- Lot 78.** Any house plant from Lots 45-67 which has been entered in previous 4-H Fairs. Attach a 3x5 card with its history at the 4-H Fair.
- Lot 79.** Window Box - judged on the quality of specimens and artistic arrangement.
- Lot 80.** Mother and Baby - mature plant and offspring. Indicate age, how started, etc.
- Lot 81.** Poster - Develop a poster that will educate the public about flowers. Be sure your theme is clearly and concisely explained. Ideas: parts of a flower; flower families; flower grooming, etc. The poster should not exceed 30"x36".
- Lot 82.** Challenge Lot - Begonia, see the Challenge Lots section.
- Lot 83.** Challenge Lot - Arrangement, see the Challenge Lots section.
- Lot 84.** Create a flower montage poster by using flower pictures from catalogs, seed packages, etc. Give it a name.

PREMIUMS

	First	Second	Third
Lots 01-07, 43-44, 66-80, 82-83	4 PTS	3 PTS	2 PTS
All other Lots	3 PTS	2.25 PTS	1.5 PTS

FOOD DEPARTMENT 19

1. Read General Rules and Static Exhibit Rules carefully.
2. **RECIPES MUST BE ATTACHED TO EACH EXHIBIT** and must be complete, legible, typed, computer printed or written in ink. Use card(s) no larger than 4"x6". **In order for a recipe to be complete, the following MUST be included: title, ingredients, procedures (all - if product is a frosted cake, then the ingredients and process should be explained for both cake and frosting), temperatures/time, yield. If any deviations are made from the recipe (i.e. cupcakes made instead of a loaf, substituted ingredients, etc.) then it should be noted on the recipe. The order of ingredients must reflect the steps.**
3. Each entry must be removed from the pan and placed on a disposable plain white paper or plastic plate and wrapped in a large clear plastic zipper storage bag; larger entries may be on foil covered cardboard bases, in clear plastic wrap. Pies must be in disposable aluminum pans. Tape entry tags on the end of the bag that does not open.
4. Garnishes and decorations may not be added to **Lots 01-21 and 24-28**.
5. No packaged mixes can be used except in **Lots 12, 22 and 23**.
6. When entering breads, pies and cakes the complete item must be entered; do not cut the item.
7. When listing class and lot, please add the name of the item (for example: shortbread, banana bread, etc.).
8. **Any product entered that requires refrigeration will be disqualified. Exhibitors cannot rely on recipe instruction for refrigeration. Any product that is custard/egg/dairy based (i.e. chocolate tortes, pumpkin pies, custard fillings, whipped cream fillings/frostings, eclairs and cream cheese frostings require refrigeration.)**
9. Ribbons will be awarded on the basis of the quality of the product (taste, uniformity, texture, color and appearance).
10. Do not place food items in baskets of any kind.
11. Food is judged on the following criteria: Correct count and shape max. 15 points; complete recipe max. 15 points; appropriate size max. 10 points; appealing color max. 10 points; good texture max. 20 points; delicious taste max. 30 points.
12. As long as your articles for exhibit differ you may make more than one entry in any lot designated with an asterisk (*) after the description.

FOOD DEPARTMENT 19 (continued)

CLASS A

BAKED GOODS

- Lot 01.** White bread (yeast). No machine made bread; traditional method only.
- Lot 02.** Dark bread (yeast). Made with at least 1/3 non-white flour (for example, whole wheat, rye or oatmeal). No machine made bread; traditional method only.
- Lot 03.** Corn bread
- Lot 04.** Quick bread
- Lot 05.** Fancy bread (yeast)
- Lot 06.** Yeast rolls (6) (sweet, dinner, pretzels, breadsticks, etc.)*
- Lot 07.** Baking powder biscuits (6)
- Lot 08.** Muffins (6)
- Lot 09.** Pie - one crust; using standard pastry crust
- Lot 10.** Pie - two crust; using standard pastry crust
- Lot 11.** Pie - other crusts
- Lot 12.** Creative cooking from package cake mix (judged additionally for creative recipe development)
- Lot 13.** Sliced roll cookies and cut-out cookies (6)
- Lot 14.** Drop cookies (6) The dough should be dropped from spoon into mounds on your baking sheet.
- Lot 15.** Bar cookies (6) (brownies, etc.)
- Lot 16.** Refrigerator cookies (6)
- Lot 17.** Pressed and hand-shaped (rolled balls) cookies (6)
- Lot 18.** Novelty cookies (6) (pizzelles, knots, krumkaker, etc.)
- Lot 19.** No-bake cookies (6)
- Lot 20.** Unfrosted cake (applesauce, pound, spice, fruit, sponge, angel, chiffon)*
- Lot 21.** Frosted cake
- Lot 22.** Decorated cake (judged on appearance only, an inedible base may be used)
- Lot 23.** Novelty cake (cut-up cake in animal shapes, etc.) Judged on appearance only. Attach directions and pattern to exhibit.
- Lot 24.** Candy (6) (fudge, lollipops, caramel, etc.)*
- Lot 25.** Miscellaneous (baked goods not listed in previous Lots)*
- Lot 26.** Frosted cupcakes (6 – create this recipe yourself)
- Lot 27.** Creative baking - non-microwave*
- Lot 28.** Nutritious snack (no cookies)

For items in Lots 29, 30 and 31, exhibit 6 items if cookies, brownies, rolls, etc, and 1 if item is a cake or pie.

- Lot 29.** Gluten free desserts (cookies, brownies, cakes, etc.)
- Lot 30.** Egg free desserts (cookies, brownies, cakes, etc.)
- Lot 31.** Sugar free desserts (cookies, brownies, cakes, etc.)
- Lot 32.** Holiday cookies (6 of any style)
- Lot 33.** Decorated Cookies (6 - judged on appearance only, but must be edible)
- Lot 34.** Gingerbread House (may use kit - judged on appearance only)
- Lot 35.** Challenge Lot – Blueberry Muffins, see the Challenge Lots section.

FOOD EDUCATION

- Lot 36.** Food Poster Contest – Theme Healthy Desserts. Design 5 healthy desserts and tell why they are healthy. Present this on a 22”x28” poster board. Score Card: Subject matter 60%, Workmanship 40%.
- Lot 37.** Food Science Experiment. The Ultimate Health Program - design a program diet which is low in fat, sugar and salt. You must have breakfast, lunch, dinner and snacks in your healthy diet.
- Lot 38.** Massachusetts Grown and Fresher Exhibit - Demonstrate how a Massachusetts farm product might get from farm to you. For example: show how an ingredient might be planted, grown, harvested, processed, transported, marketed, bought, prepared and baked into a product suitable for exhibit in this department. **This may be entered as an individual, team or club display.**
- Lot 39.** Recipe Modification - Modify an existing recipe by replacing one or more ingredients to produce a healthier product. Bake and submit the healthier food item. Be sure to attach both the original and revised recipes.

FOOD DEPARTMENT 19 (continued)

- Lot 40.** The Ultimate Health Program. Design a program diet which is low in fat, sugar and salt. You must have breakfast, lunch, dinner and a snack in your health diet. Your display should be able to fit into a 30"x30" space. Exhibitors are responsible for setting up their displays under the supervision of the Department Chairman. Displays may include table coverings, posters, backdrops, illustrations and other decorative and educational materials. To be judged on workmanship/quality 50%; subject matter 30%; creativity 20%. **This may be entered as an individual, team or club display.**
- Lot 41.** 4-H'er and Parent/Grandparent Bakeoff - Choose any cookie recipe and exhibit six (6) cookies. Both 4-H'er and Parent/Grandparent must follow the same recipe, and the recipe must be attached to the entry. 4-H'er and parent/grandparent entries will be judged against each other, and then the best team will be chosen. Please indicate on the exhibit tag if the entry is a 4-H'er or a parent/grandparent. No premiums will be paid for this Lot; Department Award Only.

PREMIUMS

	First	Second	Third
Lots 01-02, 05-06, 09-11, 24, 34	5 PTS	4 PTS	3 PTS
Lots 03-04, 07-08, 12-23, 25-33, 35-36, 39	4 PTS	3 PTS	2 PTS
Lot 37	10 PTS	7 PTS	5 PTS
Lot 38, 40	15 PTS	11 PTS	7.5 PTS
Lot 41	Department Award		

FOOD PRESERVATION DEPARTMENT 18

1. Read General Rules and Static Exhibit Rules carefully.
2. Products must have been made from foods prepared by the exhibitor.
3. All exhibits must be in standard canning jars (no baby food or mayonnaise jars), preferably quart, pint or half-pint sizes. Be sure jars are uniform in appearance and sparkling clean (not sticky). Make specific note of the number of jars required in each lot. Please do not decorate jars with fabric, yarn, ribbon, etc.
4. Place uniform labels evenly and carefully on the front of each jar. If food is "mixed," such as relish, etc., state major ingredients. Label should include the following information: processing method; date; if product is home-grown; if product is prepared without salt, color keeper, commercial pectin, etc.
5. Tape telephone number to the bottom of each jar.
6. All products should be of the best quality, uniform in size and of good color. The liquid should be clear, free of sediment and filled to the proper level in each jar. Jelly should be firm enough to hold shape. Jam should be firm enough to round up on a spoon.
7. Jars must be sealed and processed according to USDA standards. For example, all acid foods including jams, jellies and marmalades must be processed in a boiling water bath. Low-acid foods, including low-acid tomatoes and all vegetables (Lots 9-14) must be processed in a pressure canner. For additional information, please refer to a current canning book published by one of the major suppliers of commercial canning jars. All jars will be tested for seal when checked into the department. Unsealed jars will not be accepted. For exhibition purposes, the screwbands must be removed. As a precautionary measure, leave the screwbands on while transporting the product, and remove while setting up.
8. As long as your articles for exhibit differ you may make more than one entry in any lot designated with an asterisk (*) after the description. In the case of 3 or more exhibits of the same kind in a particular lot, a new lot will be formed.

NOTE: Exhibits are judged for safety, product quality, labeling and eye appeal.

CLASS A

COLLECTIONS

Filled to appropriate head space for that item

- Lot 01.** 3 jars canned fruit - 1 jar ea. of 3 kinds
Lot 02. 3 jars canned vegetables - 1 jar ea. of 3 kinds
Lot 03. 3 jars jam - 1 jar ea. of 3 kinds
Lot 04. 3 jars pickles - 1 jar ea. of 3 kinds
Lot 05. 3 jars jelly - 1 jar ea. of 3 kinds

- Lot 06.** 3 jars relish - 1 jar each of 3 kinds
Lot 07. Gift collection - 3 jars of dried items.
 Attach a file card of attractive note providing interesting or pertinent information.

FOOD PRESERVATION DEPARTMENT 18 (continued)

CANNED VEGETABLES

2 Jars for each Lot. Filled to 1" head space

- Lot 08. Tomatoes
- Lot 09. Green snap beans
- Lot 10. Yellow snap beans
- Lot 11. Beets
- Lot 12. Carrots
- Lot 13. Corn
- Lot 14. Any other vegetable
- Lot 15. Stewed tomatoes (may include tomatoes, peppers and celery, etc.)
- Lot 16. Juice
- Lot 17. Salsa
- Lot 18. Sauce

CANNED FRUITS - 2 Jars for each Lot. Filled to 1/2" head space

- | | |
|-------------------------|---------------------|
| Lot 19. Peaches | Lot 25. Cherries |
| Lot 20. Blueberries | Lot 26. Cranberries |
| Lot 21. Pears | Lot 27. Mincemeat |
| Lot 22. Raspberries | Lot 28. Rhubarb |
| Lot 23. Any other fruit | Lot 29. Juice |
| Lot 24. Applesauce | |

JAMS AND JELLIES - 2 Jars for each Lot

Jams in Lots 30-35 filled to 1/2" head space

- Lot 30. Raspberry Jam
- Lot 31. Strawberry Jam
- Lot 32. Blueberry Jam
- Lot 33. Peach Jam
- Lot 34. Blackberry Jam
- Lot 35. Jam, other fruits or combination of fruits*

Jellies in Lots 36-42 filled to 1/2" head space

- Lot 36. Grape Jelly
- Lot 37. Apple or Crabapple Jelly
- Lot 38. Mint Jelly
- Lot 39. Strawberry Jelly
- Lot 40. Currant Jelly
- Lot 41. Marmalade
- Lot 42. Jelly using fruits not mentioned in Lots 36-41*

PICKLES, RELISH CHUTNEY, CONSERVE

2 Jars for each Lot; filled to 1/2" head space

- Lot 43. Pepper Relish
- Lot 44. Pickle Relish
- Lot 45. Corn Relish
- Lot 46. Relish (any other kind)*
- Lot 47. Pickles sweet: fruit
- Lot 48. Pickles sour: fruit
- Lot 49. Pickles sweet: vegetable
- Lot 50. Pickles sour: vegetable
- Lot 51. Pickles: Any other
- Lot 52. Conserve*
- Lot 53. Chutney*

NON-PROCESSED PRODUCTS

2 Jars for each Lot, use 1/2 pt jars with band

- Lot 54. Dried fruit, not sealed
- Lot 55. Dried herbs, not sealed
- Lot 56. Dried vegetables, not sealed
- Lot 57. Flavored vinegar, fruit or herb* - 2 bottles.
(Must be in sparkling clean bottles with new cork or cap. Wax may be used to seal top of corks.)
- Lot 58. Miscellaneous

EXHIBITS

- Lot 59. Menu - Plan a meal using 3 jars of preserved food (1 jar each of 3 kinds). On file cards, submit the complete menu and recipes for the food preserved and exhibited in this class; staple or clip the cards together. This class will be judged on taste, texture, color nutrition and balance.
- Lot 60. Display - Each display should cover an area approximately 30"x30" and have a stated theme such as food group, season, holiday, etc. The number of specimens of each exhibit must correspond with the numbers required on the lot list (i.e. fruit class requires 2 jars for each lot, collection class requires 3 jars for each lot). Provide your own table coverings, backdrops, labels and/or decorative accessories. Displays must be set up only by the exhibitor and checked by the Dept. Chairman. Score Card: Quality 50%, Arrangement 20%, Utility Value 20%, Number of Kinds 10%.
This may be entered as an individual, team or club display.

FOOD PRESERVATION DEPARTMENT 18 (continued)

- Lot 61.** Gift Display - 3 different canned products, suitable for a gift, in appropriate sized container. Please do not put the display in plastic wrap or packaging.
- Lot 62.** Special Exhibit - The exhibit must be in a decorated container (box, basket, etc.), and must contain at least 5 entries: two of these entries must be from the Food Preservation Dept. Lots; one must be from the Honey Dept. Lots; a fourth must be a baked food using a product the member has preserved; the remaining exhibit may be from any Static Department. All entries must meet the requirements of that department's classes and lots. Score Card: Quality 75%, Creativity and Arrangement 25%. **This may be entered as an individual, team or club display.**
- Lot 63.** Food Preservation Poster - Develop a poster that will educate the public about Food Preservation. Be sure your theme is clearly and concisely explained. Ideas: canning, drying, freezing, etc. Posters should be at least 22"x28" and should not exceed 30"x36". Subject matter 60%; workmanship 40%.
- Lot 64.** Challenge Lot, see the Challenge Lots section.

PREMIUMS

	First	Second	Third
Lots 01-07	5 PTS	4 PTS	3 PTS
Lots 08-58, 63, 64	4 PTS	3 PTS	2 PTS
Lot 59 & 61	10 PTS	7 PTS	5 PTS
Lots 60 and 62	15 PTS	11 PTS	7.5 PTS

HONEY AND BEEKEEPING DEPARTMENT 13

1. Read General Rules and Static Exhibit Rules carefully.
2. **RECIPES MUST BE ATTACHED TO EACH EXHIBIT** in **Lots 16-25** and must be complete, legible, typed, computer printed or written in ink; use card(s) no larger than 4"x6". Food Department guidelines must be followed.
3. In **Lots 08 and 09**, the frames of honey must be mounted in bee-proof, leak-proof cases with transparent (clear glass or clear plastic) fronts on both sides.
4. In **Lots 01-04** all exhibits of honey must have been extracted by the exhibitor.
5. All extracted honey must be in queen-line type jars. Chunk, cut combs, round section comb honey and creamed honey must be in appropriate standard beekeeping containers. Be sure the containers are spotless!
6. All containers must be filled to the proper level for the product. Honey in queen line jars must be filled to just above the lower jar ring.
7. For all beeswax products, indicate if you harvested and/or cleaned the wax yourself.
8. Each exhibit must be accompanied by its appropriate exhibit tag. Exhibitor's telephone number must be placed on the bottom of each jarred entry.
9. Each entry in **Lots 17-25** must be removed from the pan and placed on a disposable plain white paper or plastic plate and wrapped in a large clear plastic storage bag. Larger entries must be on foil covered cardboard bases and wrapped in plastic wrap. Clear plastic bags keep food freshest for judging. Follow Food Department guidelines for all food entries. Tape entry tag and recipe on the end of the plastic bag that does not open.
10. Displays must be prepared and set up only by the exhibitor and checked by the Department Chairman. Follow Display Department guidelines for all displays.
11. You do not need to have raised bees to enter **Lots 10-12 and 14-29**.
12. Entries for Best Individual Exhibit in this department must demonstrate knowledge or experience of beekeeping or honey bees. Entries that include or use products from the exhibitor's hive will also be considered for this award.
13. If you have any questions, or need any assistance, please email the Department Chairmen.

CLASS A

Some of the characteristics that honey is judged on are: proper containers, filled to the proper level, clean and free of debris, as well as color, clarity and moisture content. Judges generally follow Beekeeping Association guidelines.

HONEY (Jars must be filled to the proper level)

- Lot 01.** 2 one-pound jars light extracted honey in queenline type jars
- Lot 02.** 2 one-pound jars amber extracted honey in queenline type jars
- Lot 03.** 2 one-pound jars dark extracted honey in queenline type jars
- Lot 04.** 2 one-pound jars chunk honey (in wide mouth jars). The jars must be filled to the proper level with liquid honey.
- Lot 05.** Two sections cut comb, in 4-inch square containers

HONEY AND BEEKEEPING DEPARTMENT 13 (continued)

HONEY (Jars must be filled to the proper level) (continued)

- Lot 06.** 2 round sections comb honey in suitable clear leak-proof containers (as shown in bee supply catalogs)
Lot 07. Creamed honey (This entry is judged on texture as well as clarity.)
Lot 08. Best shallow or medium extracting frame of honey
Lot 09. Best shallow cut comb frame of honey

BEESWAX NOTE: If the beeswax is from your own hive and you processed it, please attach a note stating this.

- Lot 10.** Matched pair of pure beeswax candles - molded, alike or different
Lot 11. Matched pair of pure beeswax candles - dipped
Lot 12. Matched pair of pure beeswax candles - rolled from sheets of beeswax
Lot 13. Best piece of beeswax, one pound or more from your own hive
Lot 14. Molded beeswax, any shape
Lot 15. Health and Beauty product(s) containing beeswax. You may enter more than one entry if the products are different. Please include a recipe or instructions for your product.
Lot 16. Any other article with at least 25% beeswax. Include a recipe or instructions if beeswax is combined with other ingredients.

HONEY COOKING - Remember, recipes must be attached to each entry. Honey must be at least 50% of the sweetener in the recipe. In lots where multiple pieces are entered, they must be of uniform size. If honey used is from your hive, please note this on the recipe.

- | | |
|---|---|
| <p>Lot 17. Cooking Challenge, see the Challenge Lots section.
 Lot 18. Candy (12 pieces)
 Lot 19. Cake (1/2 cake)
 Lot 20. Brownies or bars (6)
 Lot 21. Cookies (6)</p> | <p>Lot 22. Muffins (6)
 Lot 23. Yeast bread (1/2 loaf)
 Lot 24. Quick bread (1/2 loaf)
 Lot 25. Miscellaneous food entry. Do not enter items in this lot that could be entered in another food Lot.</p> |
|---|---|

EXHIBITS

- Lot 26.** Gift Basket. Include at least 5 different honey, beeswax, or bee related items. Three or more must be hand made, and any labels from purchased items must be disguised or removed. Create an attractive, eye-catching basket. Make a note of the hand made items.
Lot 27. Honey Bee Poster. Create a poster showing the important roll bees have in pollination. Please use foam board.
Lot 28. Recycled bee. Make a bee from recycled materials that can be hung from rafters of the static building. It must represent either a drone, queen or worker. It should be made with at least 75% recycled materials.
Lot 29. Display. Follow Display Department guidelines. A display must present some aspect of bees, beekeeping or bee products. The display must be checked by the Honey and Beekeeping Department Chairman. This may be entered as an individual, team or club display. Displays are judged for beekeeping knowledge and scientific accuracy, as well as according to Display Department guidelines.
Lot 30. Observation Hive. An observation hive with explanatory information. Exhibitor must spend at least one hour per day at the Fair answering questions about beekeeping and checking the hive to make sure the bees are happy and safe.
Lot 31. Records. Enter a journal of your work in the beehive and beekeeping related activities for the past year. Scorecard: Content 75%, Workmanship 25%.

PREMIUMS

	First	Second	Third
Lots 01-11, 13-15	7 PTS	6 PTS	5 PTS
Lots 16, 26-28	5 PTS	4 PTS	3 PTS
Lots 12, 17-25	4 PTS	3 PTS	2 PTS
Lot 29, 30	15 PTS	11 PTS	7.5 PTS
Lot 31	Department Award		

MAPLE PRODUCTS DEPARTMENT 14

1. Read General Rules and Static Exhibit Rules carefully.
2. All containers must be filled to the proper level for the product.
3. Each exhibit must be accompanied by its appropriate exhibit tag. Exhibitor's telephone number must be placed on the bottom of each jarred entry.
4. You may use purchased maple syrup/maple sugar in **Lots 7-15** (Maple Syrup Cooking). **RECIPES MUST BE ATTACHED TO EACH EXHIBIT** in these lots and must be complete, legible, typed, computer printed or written in ink; use card(s) no larger than 4"x6". Each entry in **Lots 7-15** must be removed from the pan and placed on a disposable plain white paper or plastic plate and wrapped in a large clear plastic storage bag. Larger entries must be on foil covered cardboard bases and wrapped in plastic wrap. Clear plastic bags keep food freshest for judging. Follow Food Department guidelines for all food entries. Tape entry tag and recipe on the end of the plastic bag that does not open.
5. Displays must be prepared and set up only by the exhibitor and checked by the Department Chairman. Follow Display Department guidelines for all displays.
6. If you have any questions, or need assistance, please email the Department Chairmen.

CLASS A

MAPLE SYRUP

Note: Two matching jars must be filled to matching levels.

Lot 01. 2 8oz. Clear syrup jugs of Maple Syrup - Grade A

Lot 02. 2 8oz. Clear syrup jugs of Maple Syrup - Grade B-D

MAPLE PRODUCTS

Lot 03. 4 oz. Straight sided jar of Maple Cream

Lot 04. 4 oz. Straight sided jar of Maple Granulated Sugar

Lot 05. 4 oz. Straight sided jar of Maple Butter

Lot 06. Molded Maple Sugar candy (6 pieces)

MAPLE SYRUP COOKING

Note: Each recipe must include at least 50% maple syrup/maple sugar as the sweetener. Please **attach recipe** to each entry. In lots where multiple pieces are entered, they must be of uniform size. If your **own maple syrup** is used, please note this on the recipe.

Lot 07. Maple Products Department Challenge - see the Challenge Lots section.

Lot 08. Candy/Fudge (6 pieces) - other than Maple Sugar.

Lot 09. Cake (1/2 cake)

Lot 10. Bars (6 bars)

Lot 11. Cookies (6 cookies)

Lot 12. Muffins (6 muffins)

Lot 13. Yeast Bread (1/2 bread)

Lot 14. Quick Bread (1/2 bread)

Lot 15. Miscellaneous food entry. Only enter items in this lot that cannot be entered in another lot.

MAPLE EXHIBITS

Lot 16. Maple Grading Poster. Create a poster explaining the maple syrup grading system. Please use foam board.

Lot 17. Display that shows the Maple Sugaring Process. Be creative and use posters, drawings, dioramas or any type of exhibit you wish to show the process. Follow the Display Department guidelines for size requirements. This will be judged for knowledge of maple sugaring, accuracy and the Display Department guidelines. This may be entered as an individual, team or club display.

Lot 18. Gift Basket - include at least 5 maple related items. One must be your own maple syrup and at least 2 more items must be made by the exhibitor. Labels from purchased items must be removed or disguised. Create an attractive, eye-catching basket. Make a note of any handmade items.

PREMIUMS

	First	Second	Third
Lots 01-06, 16, 18	5 PTS	4 PTS	3 PTS
Lots 07-15	4 PTS	3 PTS	2 PTS
Lot 17	15 PTS	11 PTS	7.5 PTS

NEEDLEWORK DEPARTMENT 22

1. Read General Rules and Static Exhibit Rules carefully.
2. Entries may be covered with a new, clear, plastic bag if the exhibitor so chooses.
3. Exhibits must be clean.
4. To qualify for needlework the article must be made with one or more needles or a hook. Knotting or macramé, finger knitting, glued appliqué and off a loom weaving must be exhibited in the Crafts Department. Machine stitched exhibits will be exhibited in the Clothing Department.
5. If your item is made from a kit, no explanation is necessary. If it is designed by the exhibitor, briefly describe how it was put together. Judges are interested in the thought process, along with any challenges or problems that were encountered and how those problems were solved, not a step-by-step account. More weight will be given to the whole exhibit if accompanied by a description.
6. In **Lots 8 and 19**, sets of items are encouraged, but are not mandatory. For example, exhibit 2 potholders or 2 placemats.
7. As long as your articles for exhibit differ you may make more than one entry in any lot designated with an asterisk (*) after the description. In the case of 3 or more exhibits of the same kind in a particular lot, a new lot will be formed.

Judging Criteria: Condition of article, suitability, construction and workmanship, design, choice of colors, stitches, originality, ease of care, amount of needlework, attractiveness and creativity.

CLASS A

KNITTING

- | | |
|--|--|
| Lot 01. Coordinated sweater and skirt ensemble or twin sweater set* | Lot 07. Decorative articles - wall hangings, etc.* |
| Lot 02. Cardigan sweater | Lot 08. Useful articles - pillows, potholders, doilies, etc.* |
| Lot 03. Pull-over sweater | Lot 09. Accessories - scarves, hats, leg warmers, etc.* |
| Lot 04. Sleeveless sweater, vest, poncho or shawl* | Lot 10. Knitted stuffed animals and other toys* |
| Lot 05. Afghans | Lot 11. Miscellaneous - any other item not previously listed* |
| Lot 06. Infant wear | |

CROCHETING

- | | |
|--|--|
| Lot 12. Coordinated sweater and skirt ensemble or twin sweater set* | Lot 17. Infant wear |
| Lot 13. Cardigan sweater | Lot 18. Decorative articles - wall hangings, etc.* |
| Lot 14. Pull-over sweater | Lot 19. Useful articles - pillows, potholders, doilies, etc.* |
| Lot 15. Sleeveless sweater, vest, poncho or shawl* | Lot 20. Accessories - scarves, hats, leg warmers, etc.* |
| Lot 16. Afghans listed* | Lot 21. Crocheted stuffed animals and other toys* |
| | Lot 22. Miscellaneous - any other item not previously listed* |

NEEDLEWORK

1. Mount and/or mat all light weight STITCHERY articles which have not been finished for functional use (i.e. pillow) or framed for hanging (decorative items) on hardboard or several pieces of stiff cardboard for backing. The basic backing should be lightly padded with several layers of old clean flannel or art foam. The prepared (stretched) stitchery should be mounted over this basic frame and neatly and tightly laced on the back.
2. AFFIX ADHESIVE HANGERS (2) firmly to the back or use eyelets and hooks or wire. Heavy framed items must have screw-eyes, wire or suitable devices for hanging.

- | |
|--|
| Lot 23. Crewel decorative - wallhangings, pictures, etc.* |
| Lot 24. Crewel functional - pillows, table linens, etc.* |
| Lot 25. Embroidery - creative stitchery on decorative articles, garments, linens, etc.* |
| Lot 26. Candlewicking - pillows, bed linens, etc.* |
| Lot 27. Needlepoint - canvas mesh |
| Lot 28. Needlepoint - plastic |
| Lot 29. Bargello |
| Lot 30. Quick point |
| Lot 31. Hand Stitched appliqué - on quilts, clothing etc. |
| Lot 32. Shadow appliqué |
| Lot 33. Smocked items |
| Lot 34. Hook weaving |
| Lot 35. Cross-stitch, Waste Canvas |
| Lot 36. Cross-stitch, counted |

NEEDLEWORK DEPARTMENT 22 (continued)

NEEDLEWORK (continued)

- Lot 37.** Cross-stitched, stamped
Lot 38. Hooked rugs
Lot 39. Braided rugs
Lot 40. Latch hook rugs, pillows, hangings
Lot 41. Patchwork - large quilts (hand pieced and hand quilted)
Lot 42. Patchwork - large quilts (hand pieced and tied)
Lot 43. Patchwork - small pillows, table and bed linens, etc. (hand pieced, quilted and/or tied)
Lot 44. Patchwork - articles of clothing (hand pieced)
Lot 45. Collection of Needlework - 3 articles, at least 2 different
Lot 46. Soft Sculpture - hand sewn
Lot 47. Miscellaneous needlework - any other items not previously listed
Lot 48. Challenge Lot - Age Theme, see the Challenge Lots section.
Lot 49. Challenge Lot - Pillow, see the Challenge Lots section.

PREMIUMS

	First	Second	Third
Lots 01-02, 12-13, 41-42	15 PTS	12 PTS	10 PTS
Lots 03, 05, 14, 16	12 PTS	10 PTS	8 PTS
Lots 04, 06-11, 15, 17-22, 43-45	10 PTS	8 PTS	6 PTS
Lots 31, 38-39	8 PTS	6 PTS	4 PTS
Lots 23-29, 32-37, 40, 48-49	6 PTS	5 PTS	4 PTS
Lots 30, 46-47	5 PTS	4 PTS	3 PTS

PARADE DEPARTMENT 12

OUR FAVORITE THING ABOUT THE 4-H FAIR!

What is your Club's favorite thing about the 4-H Fair??? What would you miss the most if it wasn't at the Fair, or didn't take place during the Fair? What is it about 4-H Fair that you just can't wait for? Design and build a float that showcases for the public your "favorite thing".

If you are a marching group (no float), carry signs, banners or objects and dress in some way that shows your favorite part of the Fair. **BE CREATIVE AND INNOVATIVE!**

ALL ANIMALS that you wish to be included as part of your float or marching group **MUST** be able to be under the command and control of the youth members of your club. These animals **MUST** be on the grounds as an entered animal in one of the livestock departments.

FLOATS must be constructed on a platform that can be carried or wheeled; but the floats must be people-powered! To avoid startling livestock on the grounds, machinery and autos may **NOT** be used in the parade. The minimum size for floats is 2' x 3'.

CLASS A

Lot 1. Floats

Lot 2. Marching Groups

It is necessary for only one person to enter for the entire group or club. The entry can be made in the name of your club (as long as a premium check can be made payable to the club name and deposited in a club bank account); or the entry can be made in the name of the club treasurer. Please complete a Static Exhibit form for the Parade Department, and a Master Copy of Entries form that shows the parade entry. Please also state the approximate number of members in your club. All floats and marching groups must be registered and pay their entry fee by 10:00 a.m. on Friday morning in order to be eligible for judging.

Participating floats should line up for judging by 12:30 p.m. on Friday behind the Poultry Building. The marching groups should be in place by 12:45 p.m. The parade will begin at 1:00 p.m. All groups that have pre-registered will receive a number for judging.

Floats Score Card:
25.....Club Banner
25.....Artistic Creativity
25.....Meets the theme
25.....Arrives on time for judging (at least 30 minutes before the start of the parade).

Marching Groups Score Card:
25.....Club Banner
25.....Club enthusiasm
25.....Compliance with theme
25.....On time for judging (15 minutes before the start of the parade)

PREMIUMS

	First	Second	Third
Class A, Lots 01 and 02	15 PTS	11 PTS	7.5 PTS
BONUS POINTS	5 PTS	5 PTS	5 PTS

Bonus points are awarded to the floats that receive first, second and third place if they remain on the grounds in a **VISIBLE** location (at the entrance to a department site, along the perimeter of the infield, etc.) for the entire Fair. **To be eligible for bonus points you must check in with the office on Sunday to have the file notated that the float was there for the weekend.**

PHOTOGRAPHY DEPARTMENT 24

1. Read General Rules and Static Exhibit Rules carefully.
2. Every photograph **must be taken** by the entrant.
3. A photograph may only be entered once (either color or black/white, but not both).
4. Maximum photo size: 5"x7" (for both color and black/white entries - no exceptions!)
5. **Each photo must be securely mounted on white light-weight poster board that is exactly 8"x10" (the only exception is entries in Lot 17 & Lot 34 - photo essays must be mounted on an 11"x14" poster board). Attach the photo securely to the center of the poster board, leaving approximately a 2" border around the photo.** Fancy/heavy/thick/non-white poster board or canvas is not allowed for any entry.
6. Each exhibit must have its appropriate exhibit tag securely taped along the *bottom right-hand* corner of the mount.
7. No plastic, glass or wooden frames are accepted; no hangers allowed on back of photos or on the poster board.
8. On the back of each poster board the entrant must provide the following information: Class and Lot#; name/address/phone number OR name/club name/phone number.
9. On the top, front of each poster board, neatly provide a title (5 words or less) for each entry (above the photo).
10. Date stamps should not be used when taking a picture for judging.
11. Photos will be judged on clarity, composition and appropriateness for the lot.
12. Only one (1) photo can be entered in each lot, **except** lots that specify multiple photos: Lots 17 & 34 (photo essays) and Lot 18 (Digital Enhancement).
13. All noted rules must be followed or entries will be disqualified.

CLASS A

COLOR

- | | |
|---|------------------------------------|
| Lot 01. People | Lot 07. Nature |
| Lot 02. Landscapes | Lot 08. Action |
| Lot 03. Waterscapes (oceans, lakes, ponds, etc.) | Lot 09. Babies |
| Lot 04. Animals | Lot 10. Sports in Action |
| Lot 05. Design (eye pleasing shapes, symmetry, etc.) | Lot 11. Cityscapes |
| Lot 06. Architecture (a view of man-made Structures, bridges, buildings, etc.) | Lot 12. Bees and Beekeeping |
- Lot 13.** American Heritage (Historical site depicting American History, i.e. Bunker Hill, Heritage Trail, Old North Bridge, Liberty Bell, etc.)
- Lot 14.** Trains, Planes and Automobiles
- Lot 15.** 4-H'ers Favorite Picture (Any subject matter) - *Attach a short note or index card explaining to the judges "why this photo is your favorite."*
- Lot 16.** Photo taken by the entrant at a 4-H event within the past year. Identify people and the event.
- Lot 17.** Photo essay (a series of related pictures telling a sequential story - use 3 or more photographs and mount them on an 11"x14" white poster board).
- Lot 18.** Digital Creativity or Enhancement - 2 pictures required. Add a special effect or remove a defect. The first picture should be the original photograph taken on your digital camera. The second picture will be the one that you have enhanced on your computer. Photos are to be mounted on posterboard no smaller than 8"x10", and not larger than 11"x14". Photo size should not be larger than 5"x7".
- Lot 19.** Sunrise or Sunset photo.
- Lot 20.** Still Life (the use of inanimate objects, using shapes, shadows and light to convey a mood or theme)
- Lot 21.** Agriculture (locally grown produce and farming)

BLACK AND WHITE

- | | |
|---|---|
| Lot 22. People | Lot 27. Architecture (a view of man-made structures, bridges, buildings, etc.) |
| Lot 23. Landscapes | Lot 28. Nature |
| Lot 24. Waterscapes (oceans, lakes, ponds, etc.) | Lot 29. Action |
| Lot 25. Animals | Lot 30. Babies |
| Lot 26. Design (eye pleasing shapes, symmetry, etc.) | |

PHOTOGRAPHY DEPARTMENT 24 (continued)

BLACK AND WHITE (continued)

- Lot 31.** American Heritage (Historical site depicting American History, i.e. Bunker Hill, Heritage Trail, Old North Bridge, Liberty Bell, etc.)
- Lot 32.** 4-H'ers Favorite Picture (Any subject matter) - *Attach a short note or index card explaining to the judges "why this photo is your favorite."*
- Lot 33.** Photo taken by the entrant at a 4-H event within the past year. Identify people and the event.
- Lot 34.** Photo essay (a series of related pictures telling a sequential story - use 3 or more photographs and mount them on an 11"x14" white poster board).
- Lot 35.** Trains, Planes and Automobiles
- Lot 36.** Still Life (the use of inanimate objects, using shapes, shadows and light to convey a mood or theme)
- Lot 37.** Agriculture (locally grown produce and farming)

CHALLENGE LOT

- Lot 38.** Challenge Lot - Feet. See the description and instructions in the Challenge Lots section (note: entrant should still follow general rules of the Photography Department unless otherwise noted.).

PREMIUMS

	First	Second	Third
Lots 01-16, 19-33, 35-38	4 PTS	3 PTS	2 PTS
Lots 17, 18, 34	5 PTS	4 PTS	3 PTS

SEWING DEPARTMENT 21

1. Read General Rules and Static Exhibit Rules carefully.
2. Clothing must be on wire hangers and may be covered with clear plastic.
3. All items must be cleaned and pressed.
4. Exhibit tags must be completely filled out and pinned to the top of each entry.
5. Miscellaneous entries in **Lot 53** must be articles not listed in **Lots 01 - 52**.
6. Pre-packaged kits (Lots 41-46) are any items where supplies are already precut and selected by someone other than the member (whether by attending a workshop, club meeting, store, etc.).
7. Machine embroidery will not be accepted on its own merit, but may be included as an embellishment on a sewn item.
8. As long as your articles for exhibit differ you may make more than one entry in any lot designated with an asterisk (*) after the description.
9. Quilted items in Quilting or Team categories should have a pieced top, batting and back layer. Quilting stitches are then applied by hand or machine (see lot description) through all three layers. Tie finished items are not included in these lots.

PLEASE NOTE: To qualify for exhibit in the Sewing Department, a majority of the stitching must be done on the machine. Items that are completely hand stitched should be exhibited in the Needlework Department.

CLASS A - INDIVIDUAL

CLOTHING

- Lot 01.** Suits, 2 or more pieces - lined
- Lot 02.** Suits, 2 or more pieces - unlined
- Lot 03.** Dress with jacket or coat
- Lot 04.** Coat or jacket - lined
- Lot 05.** Coat or jacket - unlined
- Lot 06.** Formal dress
- Lot 07.** Dressy dress
- Lot 08.** Casual dress
- Lot 09.** Outdoor wear - includes parka, ski-pants, windbreaker, raincoat
- Lot 10.** Top with bottom set (blouse or top with skirt, shorts or pants), jumpsuit
- Lot 11.** Vests
- Lot 12.** Pants
- Lot 13.** Shorts or skorts
- Lot 14.** Culottes, capris or gouchos
- Lot 15.** Straight skirt

SEWING DEPARTMENT 21 (continued)

CLOTHING (continued)

- Lot 16. Flared, pleated, gathered skirt
- Lot 17. Jumper
- Lot 18. Shirts and blouses
- Lot 19. Tops
- Lot 20. Tops - knit fabrics only
- Lot 21. Undergarments: Camisole, corset, petticoat
- Lot 22. Infants and children's clothing up to size 6X
- Lot 23. Costumes (historical or holiday)
- Lot 24. Beachwear
- Lot 25. Nightwear or loungewear
- Lot 26. Accessories: scarves, mittens, hats, slippers, shoes or belts
- Lot 27. Aprons

QUILTING

- Lot 28. Large Quilts - twin size or larger - machine pieced/machine quilted
- Lot 29. Large Quilts - twin size or larger - machine pieced/hand quilted
- Lot 30. Small Quilts - under twin size - machine pieced/machine quilted
- Lot 31. Small Quilts - under twin size - machine pieced/hand quilted
- Lot 32. Clothing - machine pieced/hand quilted*
- Lot 33. Home furnishings - machine pieced/hand quilted (wall hangings, placemats, etc.)*
- Lot 34. Quilt Pillows – machine pieced/machine quilted
- Lot 35. Quilt Pillows - machine pieced/hand quilted
- Lot 36. Quilting - Other - machine pieced/hand quilted

HOME DECOR

- Lot 37. Bedding - non-quilt
- Lot 38. Closet Accessories (shoe bags, laundry bags, etc.)
- Lot 39. Home furnishings (Christmas tree skirts, window treatments, placemats, wall hangings, etc.)
- Lot 40. Pillows - machine stitched, non-quilt style

KITS – (items cut, fabric selected by someone else – a store, workshop, etc.)

- | | |
|---|-------------------------|
| Lot 41. Outdoor wear - includes parka, ski-pants, windbreaker, raincoat | Lot 44. Accessories |
| Lot 42. Clothing | Lot 45. Stamped Yardage |
| Lot 43. Home Décor | Lot 46. Kit-Other |

ANIMALS/TOYS/MISCELLANEOUS

- Lot 47. Dolls - not soft sculpture
- Lot 48. Doll outfits
- Lot 49. Stuffed toys
- Lot 50. Bags/totes/pocketbooks*
- Lot 51. Hair holders, eyeglass cases, tissue holders – This lot is for **Novice Entries ONLY**.
- Lot 52. Animal accessories - horse blankets, dog coats, etc.*
- Lot 53. Miscellaneous
- Lot 54A. Challenge Lot – see the Challenge Lots section.
- Lot 54B. Challenge Lot – see the Challenge Lots section.
- Lot 55. Recycled jeans - Take one or more pairs of jeans that are no longer being worn and create a new item. Some of the original stitching may remain if interested, but it is not necessary. The new item must have at least four new machine sewn seams. On an index card tell us which seams are new.
- Lot 56. Using three half-yard pieces of fabric and at least one trim, sew a garment or household item. Using your creativity, manipulate the fabric in some way to add more detail (i.e. pleats, shirring, pin tucks, scrunching with decorative serge, etc.).
- Lot 57. Take front and back pictures of a garment you would like to recreate. Find a pattern that is similar or create your own pattern and recreate the garment including the same details as the original. You may create a rub-off if it is helpful. Bring the photos with the garment entry.

SEWING DEPARTMENT 21 (continued)

ANIMALS/TOYS/MISCELLANEOUS (continued)

- Lot 58.** Design a garment using animals or insects as your inspiration. Using an 8½"x11" poster board, hand-draw a garment you have created. Attach samples of fabric and trims you would use to the poster. Write a description of the source of inspiration you found from animals or insects and your design details. Judging will be based on creativity, wearability, garment balance, following directions and eye-appeal.
- Lot 59.** Create a poster describing the process of what to look for when choosing a pattern and appropriate fabric. Please do not include pattern company names. Judging will be based on educational content, organization and eye-appeal.
- Lot 60.** Consumer Clothing Education Poster - Theme: "Clothing Comparisons." It's time for a new pair of pants! Go to 3 different types of stores (mall, department, thrift, outlet, etc.) and select a pair of pants at each (no purchase necessary!). The pants must all be of the same type (i.e. jeans, dress pants, etc.). Using the following categories, make a chart and write your comments about each item selected, comparing and rating the different stores for best quality at best price.
 1) Quality of construction (check seams, zippers, buttonholes, etc.); 2. Fabric (fiber content, weight, etc.); 3) Care information; 4) Fit; 5) Personal appeal (color, style, brand name, etc.); 6) Cost; 7) Return policy
 Scoring: Presentation 40%, Educational Content 60%
- NOTE: Do no include store names or brand names on poster. Show only the type of store and type of clothing (i.e. store brand, name brand, fashion brand, etc.).**
- Lot 61.** Collection of 12 different fabrics mounted and labeled with fiber source, fiber content and trade name if applicable. Scoring will be based on: presentation 40%, educational content 60%.

CLASS B - TEAM OR CLUB

Made by 4 or more 4-H members from the same age division.
 List names and ages on piece of paper and attach to quilt.

- Lot 62.** Large Quilts - twin size or larger - machine pieced/machine quilted
- Lot 63.** Large Quilts - twin size or larger - machine pieced/hand quilted
- Lot 64.** Small Quilts - infant/toddler size - machine pieced/machine quilted
- Lot 65.** Small Quilts - infant/toddler size - machine pieced/hand quilted

PREMIUMS

	First	Second	Third
Lots 01-04, 06, 09, 28-29, 63	10 PTS	8 PTS	6 PTS
Lots 05, 10, 31-33, 41, 57, 62, 65	6 PTS	5 PTS	4 PTS
Lots 07-08, 11-25, 30, 42, 45, 54A, 54B, 56, 59-61, 64	4 PTS	3 PTS	2 PTS
Lots 26-27, 34-40, 43-44, 46-53, 55, 58	3 PTS	2.25 PTS	1.5 PTS

VEGETABLES, FRUIT & FIELD CROPS CATEGORIES

VEGETABLE DEPARTMENT 15

1. Read General Rules and Static Exhibit Rules carefully.
2. Collections and displays **shall be set up only by the exhibitor.**
3. The number of specimens of each vegetable in a display must correspond with the number shown for the Lot. Exhibitors must have the Department Chairman check exhibit set-up.
4. All plate Lots must be **displayed on plain white paper plates**, with the exception of those Lots requiring jars filled with water.
5. **All vegetables must have been raised by the exhibitor.**
6. Exhibits should be uniform in size, free from blemishes, picked at the peak of perfection and stems trimmed neatly with a knife or scissors at the required length.
7. **Whenever possible, please state the variety or cultivar of your vegetables!** For example, Scarlet Nantes, Bolero, Nelson, etc.
8. As long as your articles for exhibit are of a different variety you may make more than one entry in any lot designated with an asterisk (*) after the description. In the case of 3 or more exhibits of the same kind in a particular lot, a new lot will be formed.

CLASS A

DISPLAY

NOTE: Score Card for Lots 01-06: Quality 50%, Arrangement 40%, Labels with Descriptions 10%.

- Lot 01.** Create a display in a 30"x30" space that looks as if you are about to make a salad with items you've just picked from your garden. Include at least 5 different salad vegetables. You must have a table covering. You may include a cutting board and salad bowl, but **not** the knife. **This may be entered as an individual, team or club display.**
- Lot 02.** Display, in a basket: 5 different varieties of the same kind of vegetable. See plate lots for required number of each kind, stem length, etc. You must include a card naming your varieties (For example: Tomatoes - Carmello, Brandywine, Italian Gold, etc.).
- Lot 03.** Collection of 3 or more varieties of the same herb. Each individual variety must have 5 stems placed in a glass jar or vase. Containers must match and they must be placed on a placemat or large cloth napkin. Your varieties must be labeled (For example: Basil - Fino Verde, Compatto, Napoletano, Maenglak Thai Lemon, etc.). Include a short description of each variety with its culinary or herbal uses.
- Lot 04.** Display of at least 6 major garden insect pests *or* diseases common to our area. With each insect or disease, state which vegetable it usually attacks and include the recommended control measure - organic or chemical. You may use photos instead of the actual insect or disease.
- Lot 05.** Create a display in a 30"x30" space presenting produce from your garden, using at least 7 different vegetables. Your display must include a table covering; baskets and other props are optional. See the plate lots for required number of each kind, stem length, etc. Artistic arrangement including height, depth, form and breadth is important. **This may be entered as an individual, team or club display.**
- Lot 06.** Make a container garden. You determine the size and what to plant in your container garden. The container will be judged on creativity and uniqueness.

PLATES - state variety

- Lot 07.** 15 pods green beans
- Lot 08.** 15 pods yellow beans
- Lot 09.** 15 pods purple beans
- Lot 10.** 5 beets, with stems cut one inch long
- Lot 11.** 2 heads broccoli
- Lot 12.** 2 heads cabbage
- Lot 13.** 5 carrots, with stems cut one inch long
- Lot 14.** 2 heads cauliflower
- Lot 15.** 2 bunches celery, in water
- Lot 16.** 5 ears sweet corn with husks, expose corn on part of one ear
- Lot 17.** 2 table (salad) cucumbers
- Lot 18.** 2 pickling cucumbers
- Lot 19.** 5 onions, with stems cut two inches long. Do not peel off outer skin!
- Lot 20.** 5 sweet peppers, stems trimmed ½ inch long
- Lot 21.** 5 hot peppers, 10 if small, stems trimmed ¼ to ½ inch long
- Lot 22.** 5 potatoes*

VEGETABLE DEPARTMENT 15 (continued)

PLATES - state variety (continued)

- Lot 23.** 2 sugar pumpkins, with stems cut at least 2 inches long
Lot 24. 2 yellow summer squash, with stems cut one inch long
Lot 25. 2 zucchini, with stems cut one inch long
Lot 26. 2 winter squash (butternut, acorn, etc.), with stems cut one inch long*. Different kinds will not be judged against each other, new lots will be formed.
Lot 27. 5 green tomatoes, with stems trimmed neatly
Lot 28. 5 red salad (mid-sized) tomatoes, with stems trimmed neatly
Lot 29. 5 red beefsteak type (large) tomatoes, with stems trimmed neatly
Lot 30. 5 red plum (paste) tomatoes, with stems trimmed neatly
Lot 31. 5 heirloom tomatoes (shape & color will vary), stems trimmed neatly
Lot 32. 10 cherry tomatoes, stems trimmed neatly, or displayed as an entire cluster on the vine
Lot 33. Tomatoes not listed above - 5 or 10 depending on size
Lot 34. 1 large ripe watermelon
Lot 35. 2 small ripe watermelons
Lot 36. 2 muskmelons or cantaloupe
Lot 37. 2 swiss chard or pak choi, including leaves and stems in water
Lot 38. 10 radishes
Lot 39. 2 eggplants, stems cut neatly one inch long
Lot 40. Any other vegetable not listed (such as rutabaga, parsnips, okra, Brussels sprouts, etc.). Show 2, 5 or 10 depending on size. Note: gourds are exhibited in the Field Crops Department.
Lot 41. Oddities (vegetables with unusual shapes, colors or other abnormalities)
Lot 42. Ugliest vegetable! (Must not have any rotting parts)

HERBS

- Lot 43.** 5 stems of the same herb in water. Please label.
Lot 44. Collection of 5 different herbs. One stem of each all in the same container. Please label.
Lot 45. Challenge Lot, see the Challenge Lots section.

PREMIUMS

	First	Second	Third
Lots 01, 05	15 PTS	11 PTS	7.5 PTS
Lots 02-04, 06	10 PTS	7 PTS	5 PTS
Lot 07-45	4 PTS	3 PTS	2 PTS

FRUIT DEPARTMENT 35

1. Read General Rules and Static Exhibit Rules carefully.
2. Collections and displays shall be set up only by the exhibitor.
3. The number of specimens of each fruit in a display must correspond with the number shown for the Lot. Exhibitors must have the Department Chairmen check the exhibit set-up.
4. All Plate Lots must be displayed on plain white paper plates.
5. All fruits must have been raised by the exhibitor with the exception of wild small fruits and nuts which must have been collected by the exhibitor.
6. Exhibits should be uniform, free from blemishes and picked at the peak of perfection.
7. Whenever possible, please state the variety or cultivar of your fruit on a 3x5 card.
8. You may make more than one entry per Lot, as long as the entries are of a different variety. In the case of 3 or more exhibits of the same kind in a particular lot, a new lot will be formed.

CLASS A

PLATES - state variety

- Lot 01.** Apples, plate of 5
Lot 02. Crab apples, plate of 10
Lot 03. Pears, plate of 5
Lot 04. Peaches, plate of 5
Lot 05. Plums, 10 specimens
Lot 06. Grapes, 3 clusters
Lot 07. Quinces, plate of 5
Lot 08. Nectarines, plate of 5

SMALL FRUIT, 1/2 pint boxes - state variety

- Lot 09.** Blueberries
Lot 10. Raspberries
Lot 11. Any other small fruit

NUTS - state type

The outer coverings must be opened on one to expose the nutmeat inside.

- Lot 12.** One pint of nuts (for example: walnuts, butternuts, chestnuts or others)

COLLECTION OF 3 PLATES - state variety

- | | |
|---|---|
| Lot 13. 5 peaches of each variety | Lot 16. 5 apples of each variety |
| Lot 14. Grapes, 3 clusters of each variety | Lot 17. 10 plums of each variety |
| Lot 15. 5 pears of each variety | |

DISPLAYS

- Lot 18.** Display at least 3 kinds of homegrown fruit decoratively arranged in an appropriate container such as a basket or bowl. You must have 3-5 of each kind; include a card with varieties stated.
- Lot 19.** Display a basket of fruit that could be used as a centerpiece but is still functional. Include a note card about each type of fruit that you used in the centerpiece.
- Lot 20.** Poster display (Pruning trees, grafting, diseases of fruits, historical, heirloom varieties, etc.).

PREMIUMS

	First	Second	Third
Lot 01-12	4 PTS	3 PTS	2 PTS
Lot 13-17	8 PTS	6 PTS	4 PTS
Lot 18-20	12 PTS	9 PTS	6 PTS

FIELD CROPS DEPARTMENT 34

1. Read General Rules and Static Exhibit Rules carefully.
2. Baled hay may be any combination of grass and legume roughage. One sample per exhibitor in any single Lot is permitted. The sample must be two flakes from any one bale. Judging will be on the basis of color leafiness and other standards of common US graders. The moisture content must be low enough that, in the opinion of the judges, the hay would remain in good condition under average hay mow storage conditions. Grass silage samples must be in tightly sealed one quart glass jars.
3. As long as your articles for exhibit differ you may make more than one entry in Lot 10. In the case of 3 or more exhibits of the same kind, a new lot will be formed.

CLASS A

HAY

- Lot 01.** Timothy, at least 90%
Lot 02. Alfalfa, at least 90%
Lot 03. Mixed hay, grasses and legumes in any combination

CORN AND GRAINS

- Lot 04.** Popcorn, 5 ears
Lot 05. Flint corn, 5 ears
Lot 06. Tallest stalk of corn (measured from ground level to top of tassel)
Lot 07. Corn grown for decorative (Indian corn) or utilitarian (broom corn) purposes

ENSILAGE

- Lot 08.** Ensilage corn, 5 stalks
Lot 09. Grass silage, 2 one quart glass jars

OTHER

- Lot 10.** Any other field crop not listed such as mangels, amaranth, etc. (See Rule 3 above)*
Lot 11. 2 large field pumpkins, uniform in size and shape, with stem
Lot 12. Tallest sunflower plant, cut at soil line and in water - flower must be in full bloom and in good condition
Lot 13. Field pumpkin (largest ripe pumpkin by weight - must indicate weight)
Lot 14. Largest sunflower head. Must be in full bloom, with seeds 75% ripe, and be in good condition.
Lot 15. Basket or similar container of gourds - 7-10 gourds any type.

DISPLAYS

- Lot 16.** Informational display with visual examples either on poster board and/or within a 30"x30" area. Examples: different types of hay used for different animals, haying process, various types of corn and each type's use, how sunflower oil is produced, storing silage, farm equipment, how broom corn is made into a broom, etc.). **This may be entered as an individual, team or club display.**
- Lot 17.** Harvest display utilizing no more than a 30"x30" area, with field crop items you grew. May use pumpkins, gourds, cornstalks, sunflowers, decorative corn, hay, etc., and can include other optional homemade or store-bought props (mini scarecrows, birds, Halloween items, etc.) pertaining to the theme. You *must* include a tablecover. **This may be entered as an individual, team or club display.**
- Lot 18.** Challenge Lot, see the Challenge Lots section.

PREMIUMS

	First	Second	Third
Lot 01-15	4 PTS	3 PTS	2 PTS
Lot 16-18	15 PTS	11 PTS	7.5 PTS

WOOL AND NATURAL FIBERS DEPARTMENT 33

1. Read General Rules and Static Exhibit Rules carefully.
2. Entries will be judged on creativity, neatness, suitability, originality and good design.
3. "Homespun" is a type of commercially spun yarn; "Handspun" is the proper term for yarn spun by hand.
4. Entries in lots 01-12 must contain yarn that has been **handspun by the exhibitor**.
5. Natural fibers can include fleece/hair from sheep, dogs, rabbits, goats, llamas, etc. Items can be made using a combination of natural fibers.
6. As long as your articles for exhibit differ you may make more than one entry in any lot designated with an asterisk (*) after the description. In the case of 3 or more exhibits of the same kind in a particular lot, a new lot will be formed.

CLASS A

SPINNING

- Lot 01.** 1 skein yarn with a drop spindle - single ply
Lot 02. 1 skein handspun with a drop spindle - double ply
Lot 03. 1 skein handspun yarn spun on a wheel - single ply
Lot 04. 1 skein handspun yarn spun on a wheel - double ply
Lot 05. 1 skein naturally dyed handspun yarn - single ply
Lot 06. 1 skein naturally dyed handspun yarn - double ply
Lot 07. Article knit with handspun yarn - single ply*
Lot 08. Article knit with handspun yarn - double ply*
Lot 09. Article crocheted with handspun yarn - single ply*
Lot 10. Article crocheted with handspun yarn - double ply*

For Lots 11 and 12 the article should be removed from the loom. The warp does not need to be handspun.

- Lot 11.** Article woven with handspun yarn (exhibit with loom)
Lot 12. Article woven with handspun yarn

WEAVING

- Lot 13.** Article woven on a handmade loom (exhibit with loom)
Lot 14. Article woven on a purchased loom
Lot 15. Article of clothing from fabric hand-woven by exhibitor

FELTING

- Lot 16.** Figure needle felted from fleece/hair
Lot 17. Vessel (container/bowl) needle felted from fleece/hair
Lot 18. Miscellaneous needle felted from fleece/hair
Lot 19. Figure wet felted from fleece/hair
Lot 20. Vessel (container/bowl) wet felted from fleece/hair
Lot 21. Miscellaneous wet felted from fleece hair*
Lot 22. Needle felting on a purchased/existing item (ex: sweater previously owned or bought).
Lot 23. Article knitted with wool then wet felted

MISCELLANEOUS

- Lot 24.** Article made from fleece/hair*

PREMIUMS

	First	Second	Third
Lots 01-06, 15	10 PTS	8 PTS	5 PTS
Lots 07-12	15 PTS	11 PTS	7.5 PTS
Lots 13-14, 16-24	8 PTS	6 PTS	4 PTS

WORKSHOP DEPARTMENT 25

1. Read General Rules and Static Exhibit Rules carefully.
2. In Miscellaneous Lots all articles will compete together.
3. Exhibitors must provide their own electrical extension cords.
4. As long as your articles for exhibit differ you may make more than one entry in any lot designated with an asterisk (*) after the description. (For example, Lot 2, enter 1 stool and 1 shelf, but not 2 different stools.) In the case of 3 or more exhibits of the same kind in a particular lot, a new lot will be formed at the discretion of the department chairman. (For Example: 8 birdhouse entries might be divided into sub lots.)
5. Quality of workmanship is the basis for judging, regardless of whether or not a kit was used.
6. All model entries must be permanent assembly type models to be included for premium judging. Any models made from non-permanent type kits are only allowable in Cloverbud displays and should be entered under "Miscellaneous Models from Kits."
7. Please Note: "LEGO©" models, including robots, **are only allowed in Lot 14.**
8. All woodworking entries except lots 03, 05 and 13 (which indicate finishing/repair emphasis) must be made or assembled by the entrant.
9. For all kit entries a written explanation of what portion was done by the exhibitor and what parts were provided by the kit should be included. For example, if a birdhouse kit was used and the kit provided all precut pieces that the exhibitor had to assemble and finish, that should be included with the exhibited birdhouse.

CLASS A

WOODWORKING

- Lot 01.** Large items of wooden furniture (e.g., Floor clocks, tack boxes, bookcases, coffee tables, chairs, writing desks, cabinets, storage chests, benches, dry sinks, cribs, etc.)*
- Lot 02.** Small items of wooden furniture (e.g., End tables, shadow boxes, hope chests, knick-knack shelves, foot stools, plant holders, small clocks, etc.)*
- Lot 03.** Repaired and/or refinished wooden articles (All types under "Workshop"). To be judged on overall workmanship.
- Lot 04.** Wooden articles for farm or outdoor use (e.g., Signs, wheelbarrows, window planters, animal hutches and feeders, bird houses and feeders, trellises, etc.)*
- Lot 05.** Home decorations (e.g., carved or painted plaques, display cases, photo frames, carvings, coasters, decorative serving trays, etc.)*
- Lot 06.** Wooden indoor utility items (e.g. Racks such as tie, towel, hat, clothes, wine, magazine or spoon; bookends, card boxes, bedtrays, etc.)*
- Lot 07.** Miniature buildings and structures (e.g. Doll houses, bridges [covered, suspension, regular, historic or other], windmills, roller coasters, barns, silos, railroad trestles, etc.)*
- Lot 08.** Miniature furnishings and equipment (e.g. Doll house furnishings, plows, pumps, etc.)*
- Lot 09.** Games and game equipment (e.g. Non-electric game boards, game pieces, bats, paddles, game sticks, etc.)*
- Lot 10.** Wooden handtools and devices (e.g. Kitchen utensils, bowls, waterwheels, windmills, letter openers, carpentry, archery, knife sheaths, canes, canteens, brooms, abacus, etc.)*
- Lot 11.** Toys (e.g., Construction [blocks, etc.], pull toys, riding toys, mobiles, dolls, mannequins, etc.)*
- Lot 12.** Miscellaneous (any wooden handmade items not fitting Lots 1 through 11)
- Lot 13.** Finishing - stain, painting, varnishing, etc. of some wooden article. To be judged only on quality of finish.

ELECTRICAL/ELECTRONIC DEVICES

- Lot 14.** Robot built from kit. Include written description of robot operation and wiring schematic.
- Lot 15.** Robot built from scratch. Include written description of robot operation and wiring schematic.
- Lot 16.** Photoelectric Devices (Items that depend upon photo-cells or photo-sensors or both for their operation. May be built from kits.)
- Lot 17.** Lamps (incandescent, fluorescent or LED)
- Lot 18.** Timers, electronic (e.g., Photo timers, count up/down timers, etc.)
- Lot 19.** Miscellaneous electrical/electronic devices. Include wiring schematic.
- Lot 20.** Computer programs (Must be documented and function on a computer of choice). **NOTE:** Computers **MUST** have security cables to secure to tables. Must be willing to demonstrate the program for one hour during the Fair.
- Lot 21.** Integrated circuit devices (Devices constructed using integrated circuits, preferably from scratch. Must include circuit diagram.)
- Lot 22.** Electrical/Electronic equipment (e.g., Meters, lamp controls, electric/electronic games, signal generators, oscilloscopes, filters, etc.). May be from kits.

WORKSHOP DEPARTMENT 25 (continued)

METAL SHOP WORK

- | | |
|-----------------------------|-------------------------------|
| Lot 23. Sheet metal items | Lot 26. Formed items |
| Lot 24. Welded/brazed items | Lot 27. Metal tools, new |
| Lot 25. Machined items | Lot 28. Metal tools, repaired |

MODELS (made from scratch)

- Lot 29. Static display models
- Lot 30. Free-flight flying models (e.g., Airplanes, gliders, rockets, etc.)
- Lot 31. Controlled flight flying models (e.g., Whip, Control-line, radio control, etc.)
- Lot 32. Trains and layout designs (Model train engines, rolling stock, scenery, buildings, etc. Layout designs will be on paper with proper scaling, equipment lists, functional requirements description.)
- Lot 33. Sailboats, free-sailing or controlled
- Lot 34. Boats, powered, free or controlled (Including submarines and surface boats)
- Lot 35. Automotive, powered, all types
- Lot 36. Miscellaneous models from scratch

MODELS (made from kits)

- Lot 37. Static display models
- Lot 38. Free-flight flying models (e.g., Airplanes, gliders, rockets, etc.)
- Lot 39. Controlled flight flying models (e.g., Whip, Control-line, radio control, etc.)
- Lot 40. Trains and layout designs (Model train engines, rolling stock, scenery, buildings, etc.)
- Lot 41. Sailboats, free-sailing or controlled
- Lot 42. Boats, powered, free or controlled (Including submarines and surface boats)
- Lot 43. Automotive, powered, all types
- Lot 44. Miscellaneous models from kits
- Lot 45. Usable Transportation – Item must be able to transport at least one person in some way. Entry examples: Cycles, skateboards, boats, go-carts, scooters, etc. are permissible. Automobiles and motorcycles are not permissible. The entry must be primarily assembled by the exhibitor. Modifications to an existing item must be significant enough to make an entirely new item (painting a scooter is not enough, making a scooter out of skateboards is enough).
- Lot 46. Challenge Lot, see the Challenge Lots section.

PREMIUMS

	First	Second	Third
Lot 46	15 PTS	10 PTS	5 PTS
Lot 01, 15, 20, 21, 25, 26, 31, 32	10 PTS	7.5 PTS	5 PTS
Lots 02, 03, 10, 13, 14, 16, 18, 22, 24, 27, 30, 33-35, 38-43, 45	6 PTS	4.5 PTS	3 PTS
Lots 04-09, 19, 23, 28, 29, 36	4 PTS	3 PTS	2 PTS
Lots 11, 12, 17, 37, 44	2 PTS	1.5 PTS	1 PT

CREATIVE WRITING DEPARTMENT 27

1. Read General Rules and Static Exhibit Rules carefully.
2. If you have questions regarding the suitability of entries, please contact the Department Chairman.
3. **Exhibitors may make only one entry per Lot, unless an exception is noted. Names must not be visible on entries.**
4. Read lot instructions carefully and be sure to follow directions for paper size and how your exhibit needs to be presented.
Please do not mat or frame entries!
5. Entries will be judged on appearance, content, originality, understanding of the writing form for the category, **spelling, punctuation and grammar.**
6. Entries may be typed, computer printed or hand written, and **must be legible!** Keep this in mind when selecting a type font.
7. Exhibit tags must be attached at the bottom left corner of the exhibit and lay even with the bottom edge of the first page, inside the clear cover if a folder is used.

CREATIVE WRITING DEPARTMENT 27 (continued)

8. All entries must be respectful of a 4-H family of all ages – young children to the elderly. Part of being a good writer is being able to write for your specific audience. Entries that are not suitable and appropriate for all ages may be disqualified by the Department Chairman. This includes entries that could be considered offensive, vulgar and disturbing. No entries will be accepted on the following topics without express approval of the Department Chairman: Politics, occult, sex or violence. If you are unsure about your entry, please contact the Department Chairman.
9. All entries must be entered on plain white paper (8½” x 11”), except as noted.
10. If you plan to submit an entry in a language other than English, please note this on the entry form you submit prior to the fair as well as in the judge’s comments space on the slip you attach to your exhibit.
11. Credit must be given for all work that was done by someone other than the exhibitor.
12. It is important to follow instructions for things to be noted on the entry form and on the judging slip. Sometimes entries may require a specialized judge (that needs to be arranged for ahead of time) or the intended writing form is not obvious to the judge. It is important that the judges provide meaningful feedback and that an appropriate judge is assigned to your entry.

PLEASE NOTE: ALL ENTRIES FOR THIS DEPARTMENT MUST BE SUBMITTED AS STATED IN THE STATIC EXHIBIT RULES.

IMPORTANT – Take time to proofread your work! Although content is important, blue ribbons cannot be given to entries with obvious spelling and grammar errors, or if instructions have not been followed. Do not rely on a computerized spell checker to find all mistakes.

CLASS A

POETRY - Page protectors are recommended. Please do not mat or frame entries. All entries must be written and hand illustrated by the exhibitor. Use hand illustrations only. No computer printed illustrations will be accepted, except as noted. This includes using a drawing implement to create an image on the computer or scanning a hand drawing into the computer to print it. Narrative poems tell a story. Lyrical poems focus on rhythm and rhyme. If you write a poem in a more specific or a different poetry form, enter it in lot 05 or 06. Identify the poetry form on your entry form and on the judges slip (writing judges use a separate form for comments), then follow instructions for the lot. Poems in which the words form a shape are entered in lot 06. Poems in Lot 02, 04 and 06 can be as large as 11”x17”. “Found” poems will not be accepted. Poems will only be accepted as “Free Verse” if there is no other poetry form that fits. If you have difficulty identifying your poetry form, contact the Department Chairperson for help.

Lot 01. Poem, narrative, no illustrations

Lot 02. Poem, narrative, hand illustrated

Lot 03. Poem, lyrical, no illustrations

Lot 04. Poem, lyrical, hand illustrated

Lot 05. Poem, other, no illustrations. If your poem does not fit into poetry lots 01 or 03, enter it in this lot. Identify the poetry form on your entry form and on the judges slip (writing judges use a separate form for comments). More than one exhibit can be entered in this lot if each entry is a different poetry form. You must note this on your entry form and on the judging slip you attach to your entry. If the judges find 3 or more entries in this lot that are of the same poetry form, they may judge them as a separate lot. “Found” poems will not be accepted. Poems will only be accepted as “Free Verse” if there is no other poetry form that fits. If you have difficulty identifying your poetry form, contact the Department Chairperson for help.

Lot 06. Poem, other, hand illustrated. If your poem does not fit into poetry lots 02 or 04 and is hand illustrated, enter it in this lot. The same rules apply as in Lot 05, but hand illustrations must be included. The entry can be as large as 11”x17”.

Lot 07. Poetry Collection. Write three poems, each in a different poetry form, and on the same or a related topic. This entry must be in a folder with a clear cover. Follow instructions for each poetry form. For each poem, list the lot number used, the poetry form, and the connection between the poems on the fair entry form and on the judging slip.

PROSE - All entries in Lots 08, 09 AND 10 must be on 8½”x11” paper, double-spaced, and in a folder with a clear cover. All subject matter must be respectful of a 4-H family audience. Use hand illustrations only. No computer printed illustrations will be accepted. This includes using a drawing implement to create an image on the computer or scanning a hand drawing into the computer to print it. Your name should not appear on the entry. Short stories and plays must have a story line.

Lot 08. Short Story, no illustrations. Write an original story that is your own. It can be a true story or one from your imagination. Entries in this lot must be double-spaced, no longer than 5 pages and in a folder with a clear cover. Short stories must have a story line.

Lot 09. Short Story, hand illustrated. Same rules apply as in Lot 08, but at least 3 hand illustrations must be included and the entry can be up to 8 pages long.

Lot 10. Play. Same rules apply as for Lot 08, but a play must be written in a play format. This entry can be no longer than 8 pages.

CREATIVE WRITING DEPARTMENT 27 (continued)

ESSAY - All entries in lots 11, 12 and 13 must be on 8 ½" x 11" paper, double-spaced and in a folder with a clear cover. All subject matter must be respectful of a 4-H family audience. Your name should not appear on the entry.

- Lot 11.** Personal Essay. No illustrations. Write about something (an event, person, place, animal, etc.) that is (was, or has been) important or significant to you in some way. This entry must be no more than 2 pages. An essay is different from a story in that the focus is more on reflection and discussion of the subject than a description of the subject itself.
- Lot 12.** Heroes - Do you have a personal hero? Is there someone in your life that is important to you? Tell us about this person and why he/she is your personal hero. Your entry may be no more than 3 pages double spaced and in a folder with a clear cover. Hand illustrations or photographs may be used. Photographs may be printed from a computer.
- Lot 13.** What do you like about 4-H? What is your favorite event or activity? Write an essay about 4-H and why you like it. Write it as if you were writing to someone who knows nothing about 4-H and might be interested in joining. This essay must be limited to 3 pages double-spaced, and in a folder with a clear cover. Hand illustrations or photographs may be used. Photographs may be printed from a computer.

OTHER WRITING STYLES – You must give credit to the source of any photos that you did not take yourself. Photographs may be printed from a computer. All entries in these lots, except for Lot 16, Journal, must be on white paper 8½"x11" and in a folder with a clear cover.

- Lot 14.** Instructions - Write a description of how to do or make something in not more than 3 pages double spaced. Hand illustrations are optional. Please use a folder with a clear cover.
- Lot 15.** Newspaper article - You are the reporter! Write an article announcing a sports, art, or theater event, a restaurant, music or movie review, a description of a tourist attraction or a story of local interest. You can also write about a 4-H event or an article that invites people to join 4-H or come to a 4-H event or the 4-H Fair. Browse through a newspaper for more ideas! This entry must be no more than 2 pages double-spaced, or on one page if newspaper format (multiple columns, single spaced) is used. Hand illustrations or photographs may be used. This entry must be submitted in a folder with a clear cover.
- Lot 16.** Journal. Have you been somewhere that is special? Have you seen or made something interesting? Did you go on an adventure or vacation? Have you been keeping track of a hobby or project? Make a journal by using at least 3 photographs or hand drawings combined with journal entries. Standard white paper is not required. It must be bound in some way. Although length is not limited, judges may only read sections of your journal if it is long.
- Lot 17.** Advertisement - Invent a product and create an advertisement for it. Write a vacation brochure for your dream vacation. Advertise a service that you could provide. Entry will be judged on the clarity and originality of your product or service. Remember: Do not use any brand names or copyrighted names or designs. Remember to use hand illustrations and use a folder with a clear cover if your advertisement is a size that will fit in it.
- Lot 18.** Miscellaneous. Would you like to write something in a different writing style? It can be entered here. It must be entered on 8 ½" x 11" paper, double-spaced and in a folder with a clear cover, unless the writing style has a specific format. Please specify the writing style of your exhibit when you turn in your forms before the fair, and on the judge's form in the comment section when you turn in your exhibit. Miscellaneous poetry forms must be entered in lots 05 or 06. If the judges find 3 or more entries in this lot that are of the same writing form, they may judge them as a separate lot. Judges may only read sections of longer entries.

CHALLENGE

- Lot 19.** Challenge Lot - 50 Word Story, see the Challenge Lots section.
- Lot 20.** Challenge Lot - Writing set of 3, see the Challenge Lots section.
- Lot 21.** Challenge Lot - Website Blog, see the Challenge Lots section.

PREMIUMS

	First	Second	Third
Lots 01-06, 14, 15, 17, 18	4 PTS	3 PTS	2 PTS
Lots 08-13, 16, 19	5 PTS	4 PTS	3 PTS
Lots 07, 20-21	8 PTS	6 PTS	5 PTS

LIVESTOCK RULES

PLEASE USE A SEPARATE ENTRY FORM FOR EACH DEPARTMENT

NOTE: PLEASE READ THE ANIMAL HEALTH RULES CAREFULLY. THESE BEGIN ON THE FOLLOWING PAGE, AND ARE ISSUED BY THE DEPARTMENT OF AGRICULTURAL RESOURCES/FAIRS. THESE HEALTH RULES MUST BE ADHERED TO.

1. Read General Rules and Health Regulations carefully.
2. All entries must be received by **July 28, 2014**.
3. Livestock exhibits will be received between 5:30 and 9:30 p.m. on Thursday, August 21st, unless otherwise noted for the department.
4. Exhibitors may make a maximum of two entries per Lot with the exception of Horse where only one entry may be made per class. Refer to the specific department rules for other exceptions.
5. All exhibitors will be required to show their own animal, except in those instances where they have more than one entry in the same Lot; Horse Exhibitors please see Horse Department rules.
6. Exhibitors must maintain **positive and safe control** of their animals at all times.
7. Mistreatment or improper handling of animals will result in immediate dismissal from the grounds and forfeiture of all awards and entry fees.
8. *Exhibits must be prepared, handled and maintained entirely by the 4-H'er without assistance from family or friends unless prior approval is given by the Department Chairman.*
9. **REFUND POLICY ON LIVESTOCK**
 - A. Livestock refunds will be issued if the 4-H Fair Office is notified before 4:30 p.m. on Wednesday prior to the Fair when illness or injury to livestock or the exhibitor would make it impossible to show at the Fair.
 - B. If injury occurs to livestock on the way to the Fair, the 4-H Fair Office must be notified before 9:30 p.m. on the day of entry.
 - C. Livestock refunds will be issued when livestock already on the Fairgrounds are determined to be ill and are requested to leave by the Fair Directors. Exhibitor may, at his or her own expense, have the veterinarian retained by the 4-H Fair Directors examine the livestock to confirm the decision of the Board. The amount refunded will be for all Class Lots missed due to the Fair Director's decision.
 - D. To qualify for a refund, the animal must be removed immediately. If the exhibitor wishes to remain on the Fairgrounds for the duration of the Fair, the exhibitor will be expected to become a "4-H Fair Worker."
10. Hours of inspection will coincide with hours of entry. These will not be extended; unexpected late entries will be denied entrance.

Don Baum
Livestock Chairman

NO ENTRY WILL BE ACCEPTED WITHOUT COMPLETED GOLD MASTER COPY OF TOTAL ENTRIES.

CLOVERBUDS: PLEASE READ THE CLOVERBUD DEPARTMENT RULES FOR INFORMATION PERTAINING TO CLOVERBUD LIVESTOCK ENTRIES!

IMPORTANT NOTE FOR LIVESTOCK EXHIBITORS:

ONCE ANIMALS HAVE ARRIVED AT THE FAIRGROUNDS AND BEEN CHECKED INTO THE APPROPRIATE DEPARTMENT, THEY MUST REMAIN IN THAT DEPARTMENT AREA FOR THE DURATION OF THE FAIR! PLEASE REALIZE THAT THIS RULE IS FOR THE SAFETY AND PROTECTION OF YOUR ANIMALS, AS WELL AS THE SAFETY OF ALL HUMANS ON THE FAIRGROUNDS. THANK YOU FOR YOUR COOPERATION.

2014 FAIRS ANIMAL HEALTH RULES

The following regulations are issued by the Commonwealth of Massachusetts, Department of Agricultural Resources/Fairs. NO animal will be admitted to the fairgrounds unless it meets the requirements below. NO animal is to be unloaded or enter a barn or tie-out stall until the animal and its paperwork have been inspected and approved for entry.

A. General Rules for All Animals

1. All animals must be in proper physical condition, be properly identified and free of visual evidence of infectious, contagious or parasitic disease at time of arrival. Specific diseases and conditions which will disqualify an animal for entry are identified for each species in the following sections of the rules. Animals of any species with open or draining wounds will not be approved for entry.
2. Evidence of infectious, contagious or parasitic disease or failure to produce the necessary documents for health certification, vaccination or testing will result in the animal's rejection for entry. **THE INSPECTOR'S DECISION IS FINAL.**
3. All livestock must have proper ID, official metal eartag, tattoo, scrapie tag for goats and sheep, registration or microchip. For animals identified by microchip, readers must be available to the Inspectors.
4. **Health Certificates** – All animals entering a Massachusetts fairground from out of state must be accompanied by a valid health certificate signed by an accredited veterinarian certifying that the animals are clinically free of infectious or contagious disease and exposure from such disease. Documents of health certification must be written on relevant state or federal health forms only. In-state animals may be accompanied by a certificate of examination on a veterinarian's letterhead stationery which clearly identifies the contact information for the veterinarian signing the certification. All animals on the certificate must be individually identified. Certificates written on plain paper are not acceptable. All Health Certificates must be dated January 1, 2014 or later. These documents will be accepted for the entire fair season in Massachusetts. These certificates must be available upon request to fair inspectors.
5. **ADDITIONAL REQUIREMENTS FOR EACH SPECIES ARE LISTED BELOW.**

B. Cattle

1. **TB and Brucellosis testing is not required for animals from TB-Accredited and Brucellosis-Free States** and in-state animals. Current brucellosis and TB status in the exhibitor's state can be obtained from the state veterinarian's office in each state. If the exhibitor's state is not TB-Accredited or Brucellosis-Free, then the exhibitor must call the Massachusetts Division of Animal Health for entry requirements (617-626-1795). All animals must be free of visual evidence of the following diseases and conditions: foot rot, mange, pink-eye, ringworm, warts, cow-pox and open or draining wounds.
2. While not required, it is strongly recommended that all cattle be currently vaccinated for rabies.

***NOTE: Middlesex County 4-H Fair Regulations are that all eligible livestock are required to have a rabies vaccine within 12 months of showing. A certificate of vaccination is required to gain entry to the grounds.**

C. Poultry

1. No poultry will be admitted to a fairground until it has been individually inspected.
2. All poultry must be free of visual evidence of the following diseases: infectious bronchitis, coryza, pullorum-typhoid, fowl-pox, external parasites and laryngotracheitis.
3. Each bird must be accompanied by written proof (ID card or test report) that the breeding flock was blood-tested negative for pullorum-typhoid within one year prior to entry date.
4. Birds from quarantined states will not be permitted entry.
5. All birds over 16 weeks of age as of January 1, 2014 shall be individually leg banded with a state leg band. This includes out of state exhibitors.
6. No bird vaccinated for laryngotracheitis within thirty days of the fair will be admitted.

D. Goats

1. **TB and Brucellosis testing is not required for animals from TB-Accredited and Brucellosis-Free States** and in-state animals.
2. All goats and kids presented, regardless of age, must be individually listed and identified on the health certificate. All goats must be free of visual evidence of the following diseases and conditions: foot rot, mange, pink-eye, ringworm, warts, pox and open or draining wounds. All goats must also be free of sore mouth and scrapie exposure.
3. Based on the Federal Scrapie Eradication Program (FSEP), goats and sheep of any age or sex brought to show or exhibition from either out of state or within state must possess a USDA approved individual identification tag, tattoo or electronic implant consistent with the requirements of the FSEP and the Massachusetts Emergency Order 1-AHO-06. Information on approved tags, tattoos and electronic implants is available from the USDA-APHIS office in Sutton, MA at 508-363-2290.

2014 FAIRS ANIMAL HEALTH RULES continued →

ANIMAL HEALTH REGULATIONS (continued)

E. Camelids (Llamas, Alpacas etc.)

1. **TB and Brucellosis testing is not required for animals from TB-Accredited and Brucellosis-Free States** and in-state animals. Current brucellosis and TB status in the exhibitor's state can be obtained from the state veterinarian's office in each state. If the exhibitor's state is not TB-Accredited or Brucellosis-Free, then the exhibitor must call the Massachusetts Division of Animal Health for entry requirements (617-626-1795).
2. All Camelids originating from outside the Commonwealth are required to be tested for Blue Tongue. Exception: Animals from a USDA declared "Low Incident State" are exempt. Note: New England and New York are low incident states.
3. All animals must be free of visual evidence of the following diseases and conditions: foot rot, mange, pink-eye, ringworm, warts, pox and open or draining wounds.

F. Swine

1. All swine must be identified by an official ear tag or registration.
2. Swine must be free of visual evidence of the following diseases and conditions, erysipelas, atrophic rhinitis, mange and open or draining wounds.
3. No person shall import into Massachusetts from outside the state any swine which have been pseudorabies vaccinated. MGL c. 129 § 14E.
4. No person shall import into Massachusetts swine from State I or Stage II Pseudorabies States.
5. All swine shall originate from qualified pseudorabies-free herds, or monitored herds in qualified pseudorabies free States only. The pseudorabies status of the exhibitor's state can be obtained from the state veterinarian's office in each state.

G. Sheep

1. No sheep will be allowed entry from flocks in which Scrapie has been diagnosed or in which animals are under surveillance for Scrapie during the previous eighteen months. Based on the Federal Scrapie Eradication Program (FSEP) and the Massachusetts Emergency Order 1-AHO-06, sheep of any age or sex brought to a show or exhibition from either out of state or within the state must possess a USDA approved individual identification tag, tattoo, or electronic implant consistent with the requirements of the FSEP. Information on approved tags, tattoos and electronic implants is available from the USDA-APHIS office in Sutton, MA at 508-363-2290.
 2. No sheep will be permitted entry from flocks in which Soremouth has existed or in which Soremouth Vaccine has been administered in the previous sixty (60) days.
 3. Sheep must be free from visual evidence of foot rot, sore mouth, pink eye, ringworm and open and draining wounds.
 - *4. While not required, it is strongly recommended that sheep be currently vaccinated against rabies.
- *NOTE: Middlesex County 4-H Fair Regulations are that all sheep are required to have a rabies vaccine within 12 months of showing. A certificate of vaccination is required to gain entry to the grounds.**

H. Equine

1. All equines entering a Massachusetts fairground must have a valid health certificate.
 2. All equines must be free of visual evidence of the following diseases and conditions: mange, ringworm, soring, strangles and open or draining wounds.
 3. All equines originating from within and outside of the Commonwealth must have a negative USDA-approved EIA test (i.e., Coggins test or ELISA test) dated within twelve months of entry.
 - *4. While not required, it is strongly recommended that all equines be vaccinated for rabies, tetanus and EEE and WNV within one year of the fair.
- *NOTE: Middlesex County 4-H Fair Regulations are that all equine are required to provide a current certificate of vaccination for Rabies, current Coggins Test and EWT. Name and description must be the same on all paperwork.**

I. Rabbits

1. Rabbits must be free of visual evidence of the following diseases: snuffles, wet tail, skin and ear infections.

J. Dogs and Cats

1. All dogs and cats must be free of visual evidence of the following diseases: kennel cough, distemper, hepatitis, parvo, ringworm and mange.
2. **All Massachusetts dogs and cats and those originating from out of this State must have a valid and current vaccination certificate for rabies.**

LIVESTOCK DEPARTMENTS

BEEF CATTLE DEPARTMENT 3

1. Read General Rules, Livestock Rules and Health Regulations carefully.
2. **OWNERSHIP OF ANIMALS:** All animals must be registered in the name of the exhibitor on or before May 1 of the current year. In case of grade animals, proof of ownership prior to this date must be presented. Calves born to the exhibitor's cow after this date must be registered in the name of the exhibitor. In case of grade animals, proof of ownership of dam must be presented.
3. **ENTRY FEE:** All animals must be accompanied by an entry fee of \$3.00 per animal.
4. Exhibitors may make a maximum of two entries per Lot.
5. No bulls over one year of age may be shown.
6. All Angus and Hereford entries are subject to the provisions of the rules adopted by the American Angus Association and the American Hereford Association relative to the unethical fitting of cattle, the showing of overage cattle and inspection of all entered cattle by persons authorized by such Association.
7. All breeds (purebreds and crossbreds) will compete together unless there is a large entry.
8. All animals are to be tied with two ½" tie ropes.
9. Proper 4-H dress code, white or tan pants or skirt and white shirt must be observed when showing.
10. Exhibits must be prepared, handled and maintained by 4-H exhibitor without assistance from family or friends unless prior approval is given by Department Chairman.
11. Ribbons will be awarded on the Numerical System.
12. Show times to be announced.

CLASS A All Breeds Compete Together

Purebred animals that are bred and owned by the exhibitor are eligible for additional prize money awards. Please check the "Bred and Raised by You" box on the Livestock Entry form to show eligibility.

- Lot 01.** Jr. Heifer calf born January 1, 2014 to May 31, 2014
Lot 02. Sr. Heifer calf born June 1, 2013 to December 31, 2013
Lot 03. Jr. Yearling calf born January 1, 2013 to May 31, 2013
Lot 04. Sr. Yearling calf born June 1, 2012 to December 31, 2012
Lot 05. 2-3 year olds - born January 1, 2011 to May 31, 2012
Lot 06. Aged cow born prior to January 1, 2011
Lot 07. Bull born September 1, 2013 to April 30, 2014
Lot 08. Cow and calf pair, calf under 1 year and its dam

CLASS V Market (NOTE: Market animals may not be entered in Breed Type classes)

- Lot 09.** Junior market animal born July 1, 2013 to April 30, 2014
Lot 10. Senior market animal born before June 30, 2013

CLASS X Fitting

Judged on ability to prepare animal for the show ring

- Lot 11.** Novice Fitting
Lot 12. Junior Fitting
Lot 13. Senior Fitting

CLASS Y Showmanship

Judged on ability to show animal in ring

- Lot 14.** Novice Showmanship
Lot 15. Junior Showmanship
Lot 16. Senior Showmanship

CLASS Z Non-Premium

- Lot 17.** Family herd - 3 animals owned by club member or family and shown together in the ring
Lot 18. Herdsman contest - contest lasts for the duration of the Fair. Judging based on the following:
A. Animal: cleanliness and neatness
B. Stalls: cleanliness, neatness and condition of bedding
C. Show boxes and equipment: arrangement, neatness and condition
D. Exhibitors: appearance, neatness, cleanliness and appropriate dress
E. Cooperation and attitude: attendance at meetings, promptness, 4-H spirit, performance of duties and politeness.

BEEF CATTLE DEPARTMENT 3 (continued)

PREMIUMS

	First	Second	Third	Fourth
Class A, Lots 01-08	20 PTS	15 PTS	10 PTS	5 PTS
Additional Breeding Premium for Lots 01-08	5 PTS	3.5 PTS	2 PTS	N/A
(For Purebred animals which have been bred and raised by the exhibitor)				
Class V, Lots 09-10	20 PTS	15 PTS	10 PTS	5 PTS
Class X, Lot 11-13	30 PTS	25 PTS	20 PTS	15 PTS
Class Y, Lot 14-16	30 PTS	25 PTS	20 PTS	15 PTS
Class Z, Lots 17 and 18	Rosettes/trophies; No cash awards.			

DAIRY CATTLE DEPARTMENT 1

1. Read General Rules, Livestock Rules and Health Regulations carefully.
2. **OWNERSHIP OF ANIMALS:** All animals must be registered in the name of the exhibitor on or before May 1 of the current year, purebred calf on or before May 31 of the current year. In case of grade animals, proof of ownership prior to this date must be presented.
3. **ENTRY FEE:** An entry fee of \$3.00 per animal must accompany all entries.
4. Exhibitors may make a maximum of two entries per Lot.
5. All breeds will be competing together unless there is a large entry. There will be separate lots for purebred and grades.
6. All animals are to be tied with two ½" tie ropes.
7. Proper 4-H dress code, white or tan pants or skirt and white shirt, must be observed when showing.
8. Exhibits must be prepared, handled and maintained entirely by the 4-H'er without assistance from parents or friends unless prior approval is given by the Department Chairman.
9. Ribbons will be awarded on the Numerical System.
10. The committee reserves the right to cancel or combine any classes and to subdivide if there are sufficient entries. If there are not three (3) animals in an individual class, the classes may be combined regardless of ownership.
11. Show times to be announced.

Breed Classes:

A	B	C	D	E	F	G
AYRSHIRE	BROWN SWISS	GUERNSEY	HOLSTEIN	JERSEY	SHORTHORN	GRADE

CLASS A - G

Purebred animals that are bred and owned by the exhibitor are eligible for additional prize money awards. Please check the "Bred and Raised by You" box on the Livestock Entry form to show eligibility.

- Lot 01.** Heifer calf born August 31, 2013 to April 1, 2014
Lot 02. Yearling heifer born September 1, 2012 to August 31, 2013
Lot 03. Cow 2 years and over, born before September 1, 2012
Lot 04. Dam & daughter. A cow and one female offspring of any age, bred and owned by exhibitor, one entry per class

CLASS X Fitting

- Lot 05.** Novice Fitting
Lot 06. Junior Fitting
Lot 07. Senior Fitting

CLASS Y Showmanship

- Lot 08.** Novice Showmanship
Lot 09. Junior Showmanship
Lot 10. Senior Showmanship

Class Z Non-Premium

- Lot 11.** Best udder - all breeds competing together
Lot 12. Herd class - Three animals of one breed and owned by a single exhibitor or family
Lot 13. Herdsman contest - This contest lasts for duration of the fair. Each exhibitor will be scored on the following:
 A) Animal: cleanliness and appearance; B) Stalls: cleanliness, neatness and condition; C) Show boxes and equipment: arrangement, neatness; D) Exhibitors: appearance, neatness, cleanliness and appropriate dress; E) Cooperation: attitude and 4-H spirit.

DAIRY CATTLE DEPARTMENT 1 (continued)

PREMIUMS

	First	Second	Third	Fourth
Class A-G, Lots 01-04	20 PTS	15 PTS	10 PTS	5 PTS
Additional Breeding Premium for Lots 01-04	5 PTS	3.5 PTS	2 PTS	N/A
(For Purebred animals which have been bred and raised by the exhibitor.)				
Class X, Lots 05-07	30 PTS	25 PTS	20 PTS	15 PTS
Class Y, Lots 08-10	30 PTS	25 PTS	20 PTS	15 PTS
Class Z, Lots 11-13	No Cash Awards			

DAIRY GOAT DEPARTMENT 6

1. Read General Rules, Livestock Rules and Health Regulations carefully.
2. **OWNERSHIP OF ANIMALS:** Proof of ownership/leasing is required. Exhibitors must have ownership of the animal or its dam on or before June 1 of the current year. Registration papers must be shown at entry on all Purebred and Recorded Grade animals competing in type classes and milking competition. Wethers must be registered goats with ADGA; paperwork must be shown at time of entry.
3. No horned animals allowed.
4. Exhibitors may make a maximum of two entries per Lot.
5. All exhibitors will be required to show their own animal, except in those instances where they have more than one entry in the same class.
6. All exhibitors entering Lots 04-06 **MUST** participate in the Milking Contest, and must be milked out between 6:00 and 8:00 a.m. Friday morning and between 6:00 and 8:00 p.m. Friday evening.
7. Type Lots may be added to or combined at the discretion of the Dairy Goat Committee in order to ensure adequate competition within each Lot.
8. Troublesome animals must be removed if so requested by the Department Chairman.
9. **ENTRY FEE:** An entry fee of \$3.00 per animal must accompany all entries for livestock classes; an entry fee of \$2.00 per person, per department, must accompany all static entries (**Class V, Lots 10-12**).
10. Ribbons will be given on the Numerical System.
11. Proper 4-H dress code, white or tan pants or skirt and a white shirt, must be observed when showing.
12. Be sure your entry and overnight forms have all the required signatures; forms will not be accepted without the signatures of a parent/guardian and Kapering Kid Club Leader. After reviewing each exhibitor's form for accuracy, leaders should be the last to sign the forms. **ALL ENTRIES WITHOUT PROPER SIGNATURES WILL BE RETURNED.**

Breed Classes

A	B	C	D	E	F	G	H
ALPINE	LAMANCHA	OBERHASLI	NUBIAN	SAANEN	TOGGENBURG	NIGERIAN DWARF	RECORDED GRADE

CLASS A - H

Purebred animals and recorded grades that are bred and owned by the exhibitor are eligible for additional prize money awards. Please check the "Bred and Raised by You" box on the Livestock Entry form to show eligibility; registration papers must be provided.

- Lot 01.** Doe kids up to 6 months
- Lot 02.** Doe kids 6 months up to 12 months
- Lot 03.** Dry Yearlings
- Lot 04.** Milkers 1 year and up to 2 years (see Rule #6 above)
- Lot 05.** Milkers - 2 years and up to 5 years (see Rule #6 above)
- Lot 06.** Milkers - 5 years and over (see Rule #6 above)
- Lot 07.** Dam and Daughter - to be held after that particular breed is done.
- Lot 08.** Herd class - all animals owned by exhibitor. 3 or more animals of the same breed. (Herd class will be held for each breed after that particular breed class is done.)

DAIRY GOAT DEPARTMENT 6 (continued)

CLASS I Wethers

Lot 09. Wethers - all breeds competing together

CLASS V Displays/Challenge

Lot 10. Educational displays - Concerning any aspect of dairy goats. **This may be entered as an individual, team or club display.**

Lot 11. Dairy goat poster contest - Theme: "I Love My Goats." Poster size 22"x28", not accepted otherwise. Judging for Subject Matter - 60%, Workmanship - 40%.

Lot 12. Challenge Lot, see the Challenge Lots section.

CLASS X Fitting

Lot 13. Cloverbud Fitting

Lot 15. Junior Fitting

Lot 14. Novice Fitting

Lot 16. Senior Fitting

CLASS Y Showmanship

Lot 17. Cloverbud Showmanship

Lot 19. Junior Showmanship

Lot 18. Novice Showmanship

Lot 20. Senior Showmanship

CLASS Z Non-Premium Classes

Lot 21. Milking Competition - A trophy will be awarded for the animal achieving the most points. There will be no more than two milkings on any one day of the competition. Points shall be given for the quantity of milk; for the period of time since last kidding; and for the butterfat as follows: For each pound of milk, one point figured to 2 decimals; For each complete 10 days the goat has been in milk since last kidding, one tenth (.1) of a point with maximum of 3.6 points; For each .05 pounds of butterfat yielded in the milkings, one point.

Lot 22. Costume Lot - Individual 4-H exhibitors accompanied by their doe, kid or wether on a lead line, outfit themselves and their animals to depict a theme of their choice which includes a product of goat milk. Examples: people of other lands and times, fictional characters, humor, etc. Bring to the Fair a summary of what the announcer should say when describing your entry.

Lot 23. Dairy goat quiz - During the Fair there will be a written test about dairy goats. All exhibitors in the department must participate.

CLASS Z Judging Contest (all exhibitors must participate)

Lot 24. Cloverbud Judging

Lot 26. Junior Judging

Lot 25. Novice Judging

Lot 27. Senior Judging

PREMIUMS

	First	Second	Third	Fourth	Fifth
Classes A-H, Lots 01-08	11 PTS	9 PTS	7 PTS	5 PTS	3 PTS
Additional Breeding Premium for Lots 01-08	3 PTS	2 PTS	1 PT	N/A	N/A
(For Purebred animals which have been bred and raised by the exhibitor.)					
Class I, Lot 09 and Class V, Lot 12	5 PTS	3.75 PTS	2.5 PTS	N/A	N/A
Class V, Lot 10	15 PTS	11 PTS	7.5 PTS	N/A	N/A
Class V, Lot 11	4 PTS	3 PTS	2 PTS	N/A	N/A
Class X, Lot 14-16 and Class Y, Lot 18-20	15 PTS	13 PTS	11 PTS	9 PTS	7 PTS
Class X, Lot 13 and Class Y, Lot 17	No cash awards				
Class Z, Lot 21-27	No cash awards.				
Herdsmen Award	This award will be given to the exhibitor who most exemplifies the 4-H spirit in cooperativeness, care of animals and effort to keep the Dairy Goat area neat and attractive during the Fair.				

CAT DEPARTMENT 9

PLEASE NOTE: You only need to have a cat for Lots A1, V3 and W11. A cat is not required for entry in all other lots.

1. Read General Rules, Livestock Rules, and Health Regulations carefully.
2. All animals must have been owned by the exhibitor on or before June 1 of the current year. Exhibitors in the Cat Department do not need to belong to a Cat Club.
3. Entries will be accepted between 8:00 a.m. and 9:00 a.m. on Sunday. **Entries must be in no later than 9:00 a.m.** Judging will begin at 9:00 a.m.; public viewing will be between 10:00 and 12:00.
4. The entry fee is **\$2.00** per cat and must be accompanied by the Livestock Entry form and Master Entry Form; there is an entry fee of \$2.00 per person, per department for all static entries (Class V, Lots 4-10). The entries must be submitted by the entry deadline shown on page 7.
5. **PLEASE NOTE: A current certificate of rabies must be sent with your entry forms, and received prior to the entry deadline of July 28, 2014. If certificates have not been received prior to the day of the show, the exhibitor may not show. Rabies Tags will not be accepted. Please refer to the Livestock Rules for the specific rules as they pertain to cats.**
6. All exhibitors must enter at their appropriate age level (i.e. Novice, Junior or Senior).
7. Exhibitors may enter no more than 2 cats per class.
8. All cats over the age of 6 months must be spayed/neutered.
9. **Cats must be caged at all times, except when the judge is handling the animal. A harness (not a collar) and a leash must be put on the animal when not caged.**
10. Exhibitors are responsible for providing all necessary equipment including **cage, water, food and a litter box** that fits inside the cage. A small number of rabbit cages are available for use during the judging. Please contact the Department Chairman for further information.
11. All exhibitors must be dressed in appropriate 4-H attire; this includes a plain white shirt or blouse and tan pants, shorts or skirt and flat shoes or sneakers; no clogs or sandals permitted.
12. Any cat exhibiting signs of unprovoked aggression towards people and/or other felines will be disqualified from the show and must be removed from the fairgrounds immediately.
13. All decisions of the Judges are final.
14. No changes or substitutions of entries, once entry deadline is past.
15. Type lots may be added to or combined at the discretion of the Judge in order to ensure adequate competition within each lot.
16. The exhibitor must be in attendance at all times. When judging and cat viewing is completed, the cat must be removed from the fairgrounds.
17. A 3x5 card with the name, breed, age and name of owner should be placed on the cage during the cat viewing time.
18. The judge will handle the cat one time while evaluating the cat for all classes.

CLASS A (All Breeds and Colors Shown Together)

Lot 01. All cats. Separate lots will be created based on the number of cats and exhibitors. Lots will be determined by exhibitor age and breed (long-haired or short-haired). Judged on appearance of animals.

CLASS B Care and Knowledge

Lot 02. Fact sheet with name, age, breed, care schedule to include grooming and frequency, shots, worming, tick program and any special care required. The judge will ask questions regarding the given information including why and how.

CLASS V Other Classes/Displays

Lot 03. Best Personality Class

PLEASE NOTE: Lots 04-10 should be brought in on Wednesday night with Static Entries so that they can be displayed for the entire Fair. Please check these in to the Static Building between 5:30 and 9:30 p.m. on Wednesday, August 20th.

Lot 04. Educational Display - Concerning any aspect of the feline. This may be entered as an individual, team or display.

Lot 05. Poster Contest - Theme: "I love my cat/kitten". Poster size maximum 22"x28".

Lot 06. Cat Treat - Create a cat treat that is appealing and healthy for your cat. Display 6 cat treats on a plate. Include a 3x5 card with the recipe.

Lot 07. Scrapbook Page - Enter one page of a scrapbook about cat or cats

Lot 08. Cat Toy – Design a safe toy for your cat. Entries will be judged on "cat appeal," safety for cats and creativity.

Lot 09. Miscellaneous Cat Items – Any items made by the exhibitor including cat beds, cat bowls, scratching posts, etc. Limit of 2 entries per exhibitor for this lot.

Lot 10. Challenge Lot, see the Challenge Lots section.

CAT DEPARTMENT 9 (continued)

CLASS W (Fitting and Showmanship)

Lot 11. Fitting and Showmanship

A. Appearance of Animal (30)		B. Exhibitor (20)	
1. General Condition	10	1. General Appearance	5
2. Nails	5	2. Attitude and Poise	10
1. Teeth	5	3. General Knowledge	5
2. Ears	5		
1. Coat	5	TOTAL POINTS	50

PREMIUMS

All Classes/Lots: Ribbons only will be awarded for this department.

DOG DEPARTMENT 26

1. Read General Rules, Livestock Rules and Health Regulations carefully.
2. Only dogs participating in the 4-H Dog Show will be allowed on the fairgrounds.
3. The Dog Knowledge Test will be taken on Friday at 10:00 a.m. at the Overnighter's Kitchen without dogs. If there is a time conflict with another livestock class and the dog knowledge test, it is the registrant's responsibility to alert the Dog Chairperson prior to the test time. Attempts will be made to work with this schedule. All fun classes (costume, egg & spoon, trick and snookers) will follow after the Opening Ceremonies. 4-H members who wish to enter their dog in Snookers must have a dog with prior agility training. Entries must be approved by the Dog Department Chairperson. Registration for Saturday classes will be held on that morning at 8:30 a.m.
4. Entry fee is \$3.00 per dog and must accompany Livestock and Master Entry Forms; an entry fee of \$2.00 per person must accompany all static entries (Class E/5). There is no entry fee for Fitting and Showmanship.
5. All exhibitors must enter the Fitting and Showmanship Classes at the appropriate age level.
6. All exhibitors must take a Dog Knowledge test.
7. An exhibitor may show more than one dog in any obedience class, but must have a second handler (another 4-H'er or a brother or sister) for Sits and Downs.
8. Exhibitors must have trained the animals entered, unless the dog is owned by someone who has trained the dog and is allowing the exhibitor to use the dog as his/her project. In this case, exhibitor must have management of dog on or before May 1, 2014. **The dog must be entered in the appropriate performance class. See class descriptions for details.**
9. Any dog having earned an obedience title prior to May 31, 2014 must exhibit in the next highest class (i.e., no dog possessing a C.D. prior to this date may be entered in Novice; no dog possessing a C.D.X. may be entered in Open, etc. unless entered on a non-competitive level).
10. Any dog having received a qualifying score in 2 previous obedience trials prior to entering this one must enter at the next highest obedience level. To receive a qualifying score a dog must earn a total of 170 or more points and score at least ½ of the required points in each exercise.
11. Exhibitors must maintain positive and safe control of their animals at all times. All dogs must be on a leash at all times, except when being shown. 4-H'ers not following this rule will be asked to restrain the dog or remove it from the grounds. Dogs are not allowed in the Static Building, food areas or livestock barns at any time.
12. Proper equipment is required; prong (pinch) collars, flexi leads, chain and horse leads will not be allowed. Dogs entered in obedience shall be shown on six foot leather or nylon leads, with training collars. Dogs entered in the Brace Class shall be shown on a coupler not less than six inches. Fitting and Showmanship entries shall be shown on the appropriate hardware for their breed. Dogs entered in agility must wear a buckle collar **without tags**.
13. Include the following information with your entry form: 1) Name of dog, breed, age and height at withers for those entering agility or open & utility obedience class; 2) Did you have any formal obedience training? If so, describe.
14. All exhibitors must wear a plain white shirt or blouse and tan pants, shorts or skirt and flat shoes or sneakers, no clogs or sandals permitted; a 4-H badge must be worn on the shirt; Horse Show uniform is appropriate for those showing in the Horse Department as well as in the Dog Department.
15. Any 4-Her demonstrating poor sportsmanship inside or outside the ring at any time, showing mistreatment or improper handling, or using excessive forms of correction or punishment shall be disqualified and stripped of all awards. Decision of Judge and/or Department Chairman is final.
16. Any dog exhibiting signs of unprovoked aggression towards people and/or other animals inside or outside the ring shall be excused from the Fairgrounds immediately. Decision of the Judge and/or Department Chairmen is final.

DOG DEPARTMENT 26 (continued)

17. No changing or substitution of entries, or dogs, once entry deadline is past. Bitches in season may not be brought to the fairgrounds. In this case a change or substitution of dogs may occur once entry deadline is past. In this instance, a dog prepared and managed by the same 4-H'er may be substituted. (Veterinarian certificate is required as proof.)
18. Dogs shall be the sole responsibility of the exhibitor. Outside assistance or interference from parents or leaders could result in disqualification of the exhibitor.
19. Top Exhibitor Award: Scores received in Dog Knowledge Test, Fitting and Showmanship classes and Obedience Class entered with dog shown in Fitting and Showmanship shall be used to calculate an individual score.

PLEASE NOTE: Current certificates of Rabies, DHL and Parvo must be sent with your entry forms, and received prior to the Entry Deadline of July 28, 2014. If certificates have not been received prior to the day of the show, the exhibitor may not show. Rabies tags will not be accepted. Please refer to the Livestock Rules for the specific rules as they pertain to Dogs. All dogs coming onto the grounds must be visually inspected by the Dog Chairperson before they are allowed to stay. If dogs are on the grounds on Thursday night they must be brought to the Dog Area for inspection between 4:00 p.m and 9:00 p.m. on Thursday.

I have read and understand, and will abide by all above rules.

Exhibitor Signature / Parent Signature Please print, sign, and return with your entries.

CLASSES

CLASSES: A Championship class will be held for overall top dog. This class will be competition among top-scoring novice, junior and senior dogs in fitting and showmanship.

A. Fitting and Showmanship

1. Cloverbud: Age 5 through 7 as of January 1, 2014.
2. Novice: Age 8 through 13 as of January 1, 2014 and showing in the department for the first time (excluding cloverbud years).
3. Junior: Age 10 through 13 as of January 1, 2014 and having shown in the department before; also age 14 through 18 as of January 1, 2014 and showing in the department for the first time (excluding cloverbud years).
4. Senior: Age 14 through 18 as of January 1, 2014 and having shown in the department before.

A. Appearance of Animal (30)

- | | |
|----------------------|----|
| 1. General Condition | 10 |
| 2. Nails | 5 |
| 3. Teeth | 5 |
| 4. Ears | 5 |
| 5. Coat | 5 |

C. Showing Animal in the Ring (50)

- | | |
|------------|----|
| 1. Gaiting | 25 |
| 2. Posing | 25 |

B. Exhibitor (20)

- | | |
|-----------------------|----|
| 3. General Appearance | 5 |
| 4. Attitude and Poise | 10 |
| 5. General Knowledge | 5 |

TOTAL POINTS: 100

The following are disqualifications from fitting and showmanship contests:

2. Slapping the dog.
3. Receiving instructions from ringside.
4. Poor sportsmanship.
5. Arguing with or sassing the judge.

DOG DEPARTMENT 26 (continued)

B. Dog Knowledge Test

1. Cloverbud 2. Novice 3. Junior 4. Senior

C. Obedience Classes

1. Pre Novice A: For beginning trainers and beginning dogs who have not shown more than 2 times at this level (all on leash). Dogs with CD not permitted.
A. Heel on leash & figure 8 (80); B. Stand for examination (30); C. Recall (30); D. Long sit - 1 minute (30); E. Long down - 3 minutes (30). Total points: 200
2. Pre Novice B: Open to experienced handlers who have previously finished a dog at novice or above starting with new dog (all on leash). Routine and points same as Pre Novice A (above).
3. Beginner Novice: A. Heel on leash (40); B. Figure 8 (40); C. Stand for examination (40); D. Sit, Stay, Handler Walk Around Ring (40); E. Recall (40); Total points: 200.
4. Novice A: Open to any dog ready for off-leash work which has not yet achieved a CD.
A. Heel on leash & figure 8 (40); B. Stand for examination (30); C. Heel free (40); D. Recall (30); E. Long sit - 1 minute (30); F. Long down - 3 minutes (30). Total points: 200
5. Novice B: For CD dogs with new handlers, or dogs shown by handlers who have finished a dog at the novice level. Routine and points same as Novice A (above).
6. Graduate Novice
A. Heel on leash (30); B. Stand for examination (30); C. Heel free & figure 8 (40); D. Drop on recall (40); E. Long sit – 3 min. out of sight (30); F. Long down -5 min. out of sight (30). Total points: 200
7. Open A
A. Heel free & figure 8 (40); B. Drop on recall (30); C. Retrieve on flat (20); D. Retrieve over high jump (30); E. Broad jump (20); F. Long sit - 3 min. out of sight (30); G. Long down -5 min. out of sight (30). Total points: 200
8. Open B: For CD dogs with handlers who have previously finished a dog at the open level, or new handlers working dogs which have received a CDX. Routine and points same as Open A (above).
9. Utility
A. Signal exercise (40); B. Scent discrimination - leather (30); C. Scent discrimination -metal (30); D. Directed retrieve (30); E. Directed jumping (40); F. Group examination -stand (30). Total points: 200
10. Brace (One handler, two dogs) - Dogs may not be shown by more than one handler. Two dogs worked together doing a Novice or Pre-Novice obedience routine with one handler.
11. Pairs (Two handlers, two dogs) - 2 dogs, each with handler, performing the Novice or Pre-Novice obedience routine.

D. Agility Classes

- Puppies under one year, bitches in season, dogs suffering from any deformity, injury or illness which may affect the dogs physical or mental performance, and dogs demonstrating signs of aggression toward people or other dogs shall not be eligible to compete in agility tests or events. Decision of Chairperson(s) and/or judge are final.
 - Courses are to be performed with dogs wearing a buckle collar **without tags** - no choke collars will be allowed for safety reasons.
 - Second year or greater 8-11 year old handlers' course selection will be contingent upon score from previous shows. First year handlers who are 12 years and older: agility class entry will be determined by team ability and dog experience.
 - All agility entries including snookers entries must be approved by the Department Chairperson.
1. TRY IT: Obedience training required at some level. Open to dogs/handlers inexperience in agility. Starters Course will be used, course to be performed on lead. Any dog that performs in the Try It class will not be allowed to move into another agility level during this dog show.
COURSE: 8 obstacles including tire, tunnel, 3 jumps, low A-frame, table or pause box and modified dog walk.

DOG DEPARTMENT 26 (continued)

STARTERS A AND B: Obedience training required at some level, some experience on obstacles required.

2 - A Level - Course to be performed on lead with food or motivational device.

3 - B Level - Course to be performed on lead without food or motivational device.

COURSE: 11 obstacles including repeats. A-frame, dog walk,* collapsed tunnel, pipe tunnel, tire jump, three miscellaneous jumps** (no broad), table (maximum height 12") or pause box, 6 weave poles (24" apart).

NOVICE A AND B: Must have demonstrated off leash control of dog in obedience or agility and have some training on obstacles prior to entering. Course to be performed off lead.

3 - A Level - food or motivational devices permitted on course

4 - B Level - no food or motivational devices permitted on course

COURSE: 11 to 20 obstacles including repeats. A Frame,* dog walk,* see saw, weave poles (5 to 12, 24" apart), collapsed tunnel, pipe tunnel, table or pause box, tire jump, broad or long jump, two miscellaneous jumps.**

COURSE HANDLING:

- A handler is permitted to talk, cheer and encourage his/her dog during the course. There shall be no restrictions on the number of commands or other degree of speaking to a dog, except that language and antics not construed to be in the spirit of good sportsmanship shall not be permitted. Any action viewed by the judge not to be in the spirit of good sportsmanship shall result in elimination and immediate dismissal from the test or event.
- A dog which has run out of control on the course shall be faulted for a "runout" evidencing loss of handler control. A "runout" is the continuous movement past an obstacle in course sequence without focus of direction and/or attention on its handler.
- A dog leaving the ring shall result in elimination if his attention is distracted away from the handler. This is not intended to cause elimination for a dog which has passed beneath the ring ropes used to define the course area as long as the dog is continuously demonstrating attentiveness and responsiveness to its handler.
- A handler shall not receive outside assistance from another person while running a dog on the course, whether intentional or not. Faults may be assessed by the judge at his sole discretion for assistance to a dog from outside the ring. In extreme cases the round may be marked for elimination.
- A dog shall be charged with running the wrong course if:
 1. The dog touches an obstacle or tunnel out of sequence as defined by the course design;
 2. The dog jumped or crossed any part of a hurdle, table, line of weave poles or other obstacle out of sequence as defined by the course design;
 3. The dog has begun to take an obstacle in the wrong direction.

E. Fun Classes

1. Costume Class - Entries shall be judged on the following: Originality, neatness, general appearance and handling of dog, each counting for 25% of the score.
2. Trick Class - Does your dog know any tricks? This is the class to show off all your dog's talents.
3. Egg and Spoon Contest - Each handler is given a spoon and an egg.
4. Snookers Agility Game - Dogs must have some agility training, please refer to Dog Department General Rules. Entry must be approved by the Dog Department Chairman.
5. Challenge Class - see the Challenge Lots section. 4-H or Agricultural themed leash and collar. Submit on Thursday night to the K-9 campsite.
6. Challenge Class - see the Challenge Lots section. Dog Education Poster. Submit on Thursday night to the K-9 campsite.

F. 4-H DOG RALLY (Sunday)

Novice A and B - this is the first level for those just getting started in competition.

- All exercises are performed with the dog on leash;
 - There is a requirement of 10-15 stations to complete with no more than five stationary exercises;
 - The exercises performed vary from turning 360 degrees to changing paces during the course;
 - Exhibitors at this level may clap their hands and pat their legs through the course.
1. Novice A - This class is for members and their dogs in their first year of Rally Obedience, who have not received a blue ribbon at any State 4-H Dog Trial in Rally Novice, and/or have not received a RN title from any national dog association. A member may only compete in the A class for two years.
 2. Novice B - This class is for any member who is in their third year or above of Rally Obedience with the dog they used in Rally Novice A, or who is starting a dog which has never competed in Rally. Members are allowed to compete in this class until they have obtained a blue ribbon at State 4-H Dog Trial, or the dog being shown has received an RN title from a national dog association.

DOG DEPARTMENT 26 (continued)

COURSE HANDLING:

Unlimited communication from the handler to the dog is to be encouraged and not penalized. Unless otherwise specified in these Regulations, handlers are permitted to talk, praise, encourage, clap their hands, pat their legs, or use any verbal means of encouragement. Multiple commands and/or signals using one or both arms and hands are allowed; the handler's arms need not be maintained in any particular position at any time. The handler may not touch the dog or make physical corrections. At any time during the performance, loud or harsh commands or intimidating signals will be penalized.

G. 30 WEAVE POLE CHALLENGE

Dogs will enter the weave poles with the first pole on the dog's left side. If a dog misses a pole, he may be restarted at a point just before he went out of the poles. Danish ribbons will be awarded to the dog with the fastest time in each height category (small, medium, large).

H. DOG STATIC LOTS

These lots will receive ribbons only. Submit on Thursday night to the K-9 campsite.

1. Poster – Develop a poster that will educate the public about dogs. The poster should not exceed 30" x 36".
2. Educational displays – Concerning any aspect of dogs.

AWARDS

1. Ribbons are awarded (Danish System) in all Showmanship and Fitting Classes.
2. Rosettes are awarded to the top six scores.

OTHER AWARDS

- Champion and Reserve Champion Rosettes will be awarded to the following:
 - Fitting and Showmanship Championship Class
 - Highest Scoring Dog in all Obedience Classes
- Sportsmanship Award - to be awarded to the person displaying the true spirit of sportsmanship, above and beyond the other exhibitors.
- Top Novice
- Top Junior
- Top Senior

Awards are presented at the close of show.

POCKET PET DEPARTMENT 10

1. Read General Rules, Livestock Rules, and Animal Health Regulations carefully.
2. "Pocket Pets" are small domesticated rodents legally kept as pets in Massachusetts. Examples include mice, rats, gerbils, dwarf and Syrian hamsters, degus and hedgehogs. **Chinchillas** meet this definition, but because of their susceptibility to heat and our Fair's outdoor location, we do not offer a chinchilla class at the Fair. Contact the Department Chairman with questions about whether your pet qualifies.
3. OWNERSHIP: All animals must have been owned by the exhibitor on or before July 1 of the current year. Exhibitors in the Pocket Pet Department do not need to belong to a Pocket Pet Club.
4. ENTRIES: The Livestock Entry form and the Master Copy of Total Entries form must both be completed. Entry forms must be returned with an entry fee of \$1.00 per animal. There is a \$2.00 entry fee per person per department for static lots (**Class V, Lot 08**). There is no entry fee for the Kennel Keeper's Contest (**Class W**), Fitting (**Class X**), Showmanship (**Class Y**) or the Fun Events (**Class Z**).
5. Animals may come from **any domestic source** (breeder, pet store, rescue, shelter, friend), and need not be "purebred" or pedigreed. They may not be wild-caught. Please identify any rescued or shelter animal on the entry form. Please be ready to share documentation of the animal's rescue status for these entrants to be recognized as rescue animals. Please contact the Department Chairman with any questions or for assistance.
6. Entries will be accepted between 8:00 a.m. and 8:45 a.m. on Saturday. **Entries must arrive no later than 8:45 a.m.;** exhibitors will attend a brief mandatory meeting at 8:45 a.m. and the show will begin at 9:00 a.m.

POCKET PET DEPARTMENT 10 (continued)

7. Pocket pets must be **quarantined** for 30 days preceding the fair. Quarantine requires that no new pocket pets be introduced to the home during that time. There must also be no contagious illnesses or unexplained deaths among other pocket pets in the home during that time. Contact the department chairman for guidance if problems arise during your quarantine. Be prepared to sign that you and your family have observed this quarantine period at arrival on Saturday.
8. **Containers:** Animals will be shown in a plastic show box large enough for the animal to be comfortable (recommended: medium for mice, hamsters and gerbils; large or extra-large for rats). Show boxes should contain a carrot or other vegetable as a substitute water source. Each animal being shown **must have its own** plastic show box.
9. In addition to the show box, all animals should have **exhibit housing** with a water bottle, in which they can rest when not being shown. The animal's regular housing may be used, but it must be less than 18" wide or long, and light enough for the exhibitor to carry by themselves. If the animal's regular housing is too large, a 10 gallon aquarium is recommended. Exhibit housing for **rats** and **mice** must be solid-sided (i.e. aquarium) in order to minimize the possibility of airborne disease transmission.
10. Cage-mates of show animals that are not being shown themselves may come to the fair but are subject to health inspection.
11. Animals will be assigned a position on the show tables by the Health Inspectors. The position of animals is selected carefully to minimize the possibility of disease transmission. Exhibitors must use the space provided. Extra equipment may be stored under the table.
12. For animal health reasons, exhibitors must have a **clean shirt or over-shirt** to wear with or over their standard 4-H show attire (white and/or club shirt with tan pants, shorts or skirt)
13. Classes and lots may be eliminated, split or combined at the discretion of the Judge and Department Chairman. Department points will be reduced for lots with fewer than the minimum level of entries (5 per lot). Weather may necessitate changing the show schedule.
14. LOTS: different species may be entered in each lot with a total maximum of 6 animals entered.
15. CARE OF ANIMALS: Exhibitors are responsible for the care of their animals during the Fair. **NOTE: Stewards duties will be arranged so that an exhibitor is on duty in the building at all times on Saturday. The Fair Management and the Department shall take all due precautions, but cannot be responsible for the loss of any animal.**
16. All exhibitors will be responsible for cleaning up the Pocket Pet Department area at the close of Pocket Pet events on Saturday. We prepare the area for the Cat Department on Sunday.

HEALTH REGULATIONS

Pocket pets are vulnerable to transmission of diseases between animals and between animals and humans. For the safety of all pets and participants, all pocket pets will be subject to a health inspection prior to entry. Exhibit and show housing should be thoroughly cleaned and filled with clean, white bedding. All equipment brought into the show hall will be inspected.

Inspectors will be looking for common signs of disease such as puffy, bedraggled appearance, lethargy, discharge from eyes, nose or mouth, sneezing, diarrhea, reddened or pale skin or gums, parasites, skin conditions or any other indicator of poor health. If any animal of an exhibitor is judged to be sick or has parasites, **all** of that exhibitor's animals must be removed immediately. No refunds will be given if sick animals are brought to the fairgrounds. The decision of the inspector is final. *We encourage exhibitors to consult a veterinarian in advance if you have any questions about your animal's health.*

Exhibitors should limit handling of their animals by visitors and use good hygiene practices. Exhibitors should bring hand sanitizer and use it after handling any animal and prior to eating or drinking. You must wear a clean shirt or over-shirt when handling your pocket pet to help prevent transmission of diseases or parasites between animals you work with at the Fair.

CLASS A Breed Class Divisions

Lot 01. Rats

Lot 02. Mice

Lot 03. Gerbils

Lot 04. Dwarf Hamsters

Lot 05. Syrian Hamsters

Lot 06. Other - with breed standard

Lot 07. Pocket Pet Lovers - other species with no breed standard

There is a limit of 6 to the total number of animal entrants for a single exhibitor in any combination of the 7 lots above (this does not include companion animals which should be clearly identified. All entries will be judged and compete for Danish and place ribbons. However, points awarded toward the Top Novice, Junior and Senior Awards for the Breed Class Divisions will be awarded to the single animal per exhibitor selected for competition within that lot. The single competition animal within a lot for Novice entrants will be selected by the judge(s) as they evaluate the animals. The aim will be to select the most competitive animal for each novice entrant while sharing that information with the audience. Junior and Senior entrants will select their own single competition animal (within a lot) prior

POCKET PET DEPARTMENT 10 (continued)

to the fair date but will be allowed to swap that animal for another of their own for reasons of health or fitness as long as the Department Chairman is informed verbally and with a written message identifying the exhibitor and the two animals being exchanged by the time the Health Inspection for that exhibitor is completed.

Animals that are bred and owned by an exhibitor (all lots of Class A) will be recognized. In order to qualify as bred by owner, the parents of the animal entered must have been under the care of the exhibitor. Sufficient records to establish the parentage, birth and rearing may be required. Please contact the Department Chair with any questions. Please check the "Bred and Raised by You" box on the Livestock Entry form to show eligibility.

CLASS V Display

Lot 08. Educational Display. Create a display about proper care of a pocket pet species or a special aspect of your experience with Pocket Pets. Your display should demonstrate your knowledge and love for these small animals with the visiting public.

Total judging points for this lot: 100. Creates interest, curiosity, advances knowledge (25); Suitability of purpose (25); Originality, attractiveness, neatness, scale, color scheme (25); Effectiveness, clarity, quality of materials and workmanship (25).

CLASS W Kennel Keeper's Contest (required for all exhibitors; no entry fee)

Lot 09. This contest lasts for the duration of the Pocket Pet event at the Fair. Each exhibitor will be scored on the following:

- A. Animals: cleanliness, appearance, health
- B. Cages, show boxes and equipment: cleanliness, suitability, neatly stored
- C. Exhibitors: friendliness, tidy appearance, attitude, knowledge and safe animal handling
- D. Participation: interaction with visitors and other 4-H members, assistance with event tasks and animal supervision, enthusiasm and 4-H spirit.

CLASS X Fitting (required for all exhibitors; no entry fee required)

Lot 10. Cloverbud Fitting (ages 5-7)

Lot 11. Novice Fitting (ages 8-13 and showing in the department for the first time)

Lot 12. Junior Fitting (ages 9-13)

Lot 13. Senior Fitting (age 14-18)

Fitting will judge the animal's quality and condition, and the suitability, cleanliness, appropriateness and stimulation/interest level of the housing selected for the animal. Judges may award Fitting condition and quality points at the same time as they judge the breed classes. For the Cage/Habitat judging, exhibitors may: a) bring the animal's regular housing **thoroughly cleaned** to the fair, or b) if the animal's regular housing is too large or heavy to transport easily, bring a photograph **and** written or verbal description of the regular habitat. In this case the cleanliness of the temporary exhibit housing will be judged. Applicable sections from the American Fancy Rat and Mouse Association Junior Showmanship Handbook standard will apply as follows: Condition - 25 points; Cage/Habitat - 25 point.

CLASS Y Showmanship (no entry fee required)

Lot 14. Cloverbud Showmanship (ages 5-7)

Lot 15. Novice Showmanship (ages 8-13 and showing in the department for the first time)

Lot 16. Junior Showmanship (ages 9-13)

Lot 17. Senior Showmanship (age 14-18)

Showmanship will be judged using a modified version of the American Fancy Rat and Mouse Association (www.afma.org) Junior Showmanship Handbook standard, as follows: Handling - 25 points; Examination - 50 points; Exhibitor - 25 points.

Exhibitor will remove the animal from the show box and will be judged on how well they handle and control it. At the judge's prompting, the exhibitor will then systematically examine and describe to the judge the condition and quality of the animal's ears, eyes, body, coat, color, tail, teeth, head and muzzle, legs and feet. She or he will state the animal's gender. Judges will rate the exhibitor on knowledge, appearance, conduct, awareness of the animal's limitations and steps taken to maximize that animal's potential. The judges may shorten or modify the examination portion of this class if class size requires it.

CLASS Z Fun Classes

Lot 18. Chewing Contest. Who can shred a paper cup (single) or toilet paper tube (team) the most in one minute?

Lot 19. Hamtrac Race. Which pet can run the fastest from the start to the finish line?

POCKET PET DEPARTMENT 10 (continued)

BREED STANDARDS

Breed standards used for this show are:

- Mice and Rats: American Fancy Rat and Mouse Association, www.afirma.org
- Syrian and Dwarf Hamsters: British Hamster Association, www.britishhamsterassociation.org.uk. These standards may not be readily available. Please contact the Department Chairman for a copy.
- Gerbils: American Gerbil Society, www.agsgerbils.org.
- Other: degus, spiny mice, dormice, hedgehogs or other rodent pets that are legal in Massachusetts may be shown as "Standardized" in Lot 06 if the exhibitor can provide a written copy of a breed standard. They will be judged by the most qualified judge available against the standard provided. If no standard is available for your animal, it may be entered in Lot 07, Pocket Pet Lovers.

PREMIUMS

All Classes/Lots: No premiums will be awarded for this department. Top Novice, Junior and Senior Awards will be calculated using the following point system:

	First	Second	Third
Class A, Lots 01-06	11 PTS	9 PTS	7 PTS
Class A, Lot 07	5 PTS	4 PTS	3 PTS
Additional Breeding Points for Lots 01-07 (for animals which have been bred and raised by the exhibitor)	3 PTS	2 PTS	1 PT
Class V, Lot 08	4 PTS	3 PTS	2 PTS
Class W, Lot 09	Department Award Only		
Class X, Lots 11-13	15 PTS	13 PTS	11 PTS
Class Y, Lots 15-17	15 PTS	13 PTS	11 PTS
Class X, Lot 10, Class Y, Lot 14	Ribbons Only		
Class Z, Lots 18-19	Ribbons Only		

POULTRY DEPARTMENT 7

INCLUDING CAGE AND GAME BIRDS (Pigeons, Doves, Game Birds, Cage Birds)

(Also including Chickens, Ducks, Geese, Turkeys and Domestic Fowl)

1. Read General Rules, Livestock Rules and Health Regulations carefully.
2. OWNERSHIP OF BIRDS: All birds entered must have been owned by the exhibitor before June 1st of this year.
3. PULLORUM TESTING POULTRY FOR FAIRS: A copy of the Negative Pullorum Certificate must be sent in with your entries. Testing: All birds must be over 16 weeks to be blood tested. If they are too young, it might read a false positive. All poultry exhibited at fairs must be from flocks certified by the State as "Pullorum and Fowl Typhoid Clean." To be certified, **all birds in the flock**, not just those to be exhibited, must be blood tested and found negative for the disease. Blood samples are collected by inspectors from the Pullorum Testing Lab. To get your poultry tested, call Megan McGrath, (617)626-1798. The test must be done every year for valid certification. **NOTE: All birds** need to be tested with the exception of Waterfowl, Pigeons, Doves and Cage Birds.
4. CARE OF BIRDS: Exhibitors are responsible for watering and feeding their birds during the Fair. Water and feed dishes must be provided by the exhibitor. **NOTE: Steward duties will be arranged so that an exhibitor is on duty in the building at all times. The Fair Management and the Department shall take all due precautions but cannot be responsible for the loss of any bird.**
5. Sex-links and recognized Cross-Breeds may be entered only in **Class F, Lot 22-24** and **Class H, Lot 29-32** since this is the reason for cross-breeding.
6. Lots: Different breeds and varieties may be entered in each lot with a total maximum of 15 birds entered.
7. Entry Fees: \$1.00 for each bird entered in Lots 01-36. \$2.00 one-time entry fee for static displays in lots 37-41. No fee for entries in Lots 42, 43 and 44.
8. ENTRY FORMS: Include the class letter, lot#, breed, sex, color, bred & raised by you and entry fee. Do not give the nickname of a bird, birthday, or band number. **NOTE: Bred by owner premium applies to lots in classes A-I only.** In order to qualify as bred by owner, the parents of the bird entered must have been under the care of the exhibitor. If the bird qualifies, check the appropriate space on the entry form (you must have hatched the eggs to qualify).
9. Judging times and other department activities will be posted in the Poultry Barn on Thursday evening.
10. Cage birds, Pheasants and Quail **MUST** provide their own cages and coverings. This is for the safety of your bird.

POULTRY DEPARTMENT 7 (continued)
INCLUDING CAGE AND GAME BIRDS (Pigeons, Doves, Game Birds, Cage Birds)
 (Also including Chickens, Ducks, Geese, Turkeys and Domestic Fowl)

11. During the Fair, there will be several contests with ribbons and trophies as appropriate.
 - A. Feathers for Fly-tying: All birds in the Poultry and Cage and Game Bird departments will be judged on the quality and usefulness of their feathers for fly-tying.
 - B. Cock Crowing: Birds will compete once or twice during the Fair. They will be scored on the number of crows in a given length of time. The exhibitor must be present during this contest and use their own bird.
12. All exhibitors will be responsible for cleaning up the Poultry Department area at the close of the Fair Sunday evening. **NO BIRDS CAN LEAVE THE FAIRGROUNDS UNTIL AFTER THE CLOSING CEREMONIES.** Please empty feed and water dishes, take your coop tags and close coop doors.

CLASSES A - H Breeding Premium

Purebred animals that are bred and owned by the exhibitor (all lots in Classes A through H only) are eligible for additional prize money awards. In order to qualify as bred by owner, the parents of the bird entered must have been under the care of the exhibitor. Sufficient records to establish the parentage, hatching and rearing may be required. If in doubt, contact the Department Chairman prior to the Fair. Please check the "Bred and Raised by You" box on the Livestock Entry form to show eligibility.

CLASS A - Standard Size Fowl All Breeds

All breeds competing together unless competition warrants divisions.

Lot 01. Cock - over 1 year old	Lot 03. Cockerel - less than 1 year old
Lot 02. Hen - over 1 year old	Lot 04. Pullet - less than 1 year old

CLASS B - Bantam Fowl All Breeds

Lot 05. Cock - over 1 year old	Lot 07. Cockerel - less than 1 year old
Lot 06. Hen - over 1 year old	Lot 08. Pullet - less than 1 year old

CLASS C - Domestic Ducks All Breeds (For wild varieties see Cage and Game Bird Dept.)

Lot 09. Old Drake	Lot 11. Young Drake
Lot 10. Old Duck	Lot 12. Young Duck

CLASS D - Domestic Geese All Breeds

Lot 13. Old Gander	Lot 15. Young Gander
Lot 14. Old Goose	Lot 16. Young Goose

CLASS E - Other Domestic Fowl

Lot 17. Guinea Fowl Cock - over 1 yr. Old	Lot 19. Guinea Fowl Cock - less than 1 yr. old
Lot 18. Guinea Fowl Hen - over 1 yr. Old	Lot 20. Guinea Fowl Hen - less than 1 yr. old
	Lot 21. Other Fowl not listed above

CLASS F - Live Market Poultry (Judged on meat basis and feather quality/must be well feathered.)

Lot 22. Single Fowl	Lot 24. Broiler
Lot 23. Capon	

CLASS G - Turkey All Breeds

Lot 25. Old Tom	Lot 27. Young Tom
Lot 26. Old Hen	Lot 28. Young Hen

CLASS H - Crossbred Poultry (Classes judged on Production Points and feather quality/must be well feathered.)

Lot 29. Production Hen - Standard chickens only
Lot 30. Production Pullet - Standard chickens only
Lot 31. Meat Type Male - Standard chickens only
Lot 32. Meat Type Female - Standard chickens only

POULTRY DEPARTMENT 7 (continued)
INCLUDING CAGE AND GAME BIRDS (Pigeons, Doves, Game Birds, Cage Birds)
 (Also including Chickens, Ducks, Geese, Turkeys and Domestic Fowl)

CLASS I - Divisions

- Lot 33.** Pigeons: Homers, Rollers, Tumblers, Nuns, Fantails, Moderas, etc.
Lot 34. Doves: Ringnecks, white, diamond, crested, etc.
Lot 35. Game Birds: Pheasants, Wild Ducks, Peafowl, Quail, etc.
Lot 36. Cage Birds: Parrots, Parakeets, Canaries, Finches, etc.

CLASS V - DISPLAYS

- Lot 37.** Table Eggs - Each dozen eggs will be judged for uniformity of size, shape, color, texture, exterior quality and cleanliness. **You must have (1) dozen clean eggs in a proper size egg carton point side down.**
Lot 38. Informational Poster - any educational information on chickens, ducks, geese, turkeys, guinea fowl, pigeons, doves, game birds or cage birds. Maximum size of poster 22"x28". Judging for subject matter, workmanship, and creativity. Be sure to have your name, class# and lot# on the back.
Lot 39. Poultry Craft / Art - Any craft or art made by poultry products or related to poultry. Examples: art work of poultry, scrapbook, shell or feather art, useable poultry items such as nest boxes, feeders etc. Use your imagination!!!
Lot 40. Display Cage - You can enter any type of poultry in this lot. A display Cage consists of your choice of decorating. Such as a natural habitat, or any theme you like. **There are only 3 spaces available.** It is first come, first serve. You must contact the department chairman to reserve your space. You may bring your own display cage (it must be approved by the department chairman). *Birds entered in this lot will also be judged individually so you must also enter them separately in their appropriate classes and lots.* **NOTE:** Cage birds can also participate in this lot with your own cage.
Lot 41. Challenge Lot – Raising a Standard or Bantam Chick – See the Challenge Lots Section

CLASS W - FITTING AND SHOWMANSHIP (No Entry Fee Required)

- Lot 42.** You and your animal are judged on knowledge, cleanliness, tameness and determination.

CLASS Z - NON PREMIUM CLASSES

- Lot 43.** Any bird may be entered in this class (standards, bantams, waterfowl, mixed breeds, etc.) This is a Peoples Choice Award. **Only one pet per exhibitor is allowed.**
Lot 44. Dress up **you** and **your** chicken, duck, geese, turkey, etc. in your favorite theme costume. Use your imagination and have fun!!!

PREMIUMS

	First	Second	Third
Classes A - I, Lots 01-36	5 PTS	4 PTS	3 PTS
Additional Breeding Premium for Lots 01-36	3 PTS	2 PTS	1 PT
(For Purebred animals which have been bred and raised by the exhibitor.)			
Class V, Lot 37-40	4 PTS	3 PTS	2 PTS
Class V, Lot 41 and Class W, Lot 42	5 PTS	4 PTS	3 PTS
Class Z, Lot 43-44	No Cash Award		

RABBIT AND CAVY DEPARTMENT 8

1. Read General Rules, Livestock Rules and Health Regulations carefully.
2. **OWNERSHIP:** All animals must have been owned by the exhibitor on or before July 1 of the current year.
3. **ENTRIES:** The Livestock Entry Form and the Master Copy of Total Entries Form must both be filled in. Entry forms must be returned with an entry fee of \$1.00 per animal, and per Fur Class. There is a \$2.00 entry fee per person per department for static and challenge lots (**Class V, Lots 19-21**). There is no entry fee for Fitting and Showmanship. **Note: Exhibitors cannot enter Pet Class Lots if they are entering Purebred Class Lots.**
4. Fur Class Lots are for PUREBRED rabbits in top fur condition. Use a separate line on the Livestock Entry Form for Fur Class Lots.
5. All animals and posters must be entered between 7:30 and 9:30 p.m. on Thursday. No animals or posters will be received at any other time.
6. **Tattoos and Tags:** All purebred rabbits must have the owner's identification tattooed in the left ear. Purebred rabbits can be tattooed on Thursday night of the Fair, or on a Monday or Tuesday night during the summer at the fairgrounds with prior arrangement by contacting the Department Chairman. All cavies must be tagged.
7. Exhibitors are responsible for watering and feeding their own animals during the Fair. Water, food and dishes must be provided by the exhibitor. Failure to follow this rule will result in immediate removal from competition and the animals will be asked to leave the fairgrounds.
8. Both rabbit and cavy pets will be judged on Friday at 9:00 a.m. for general appearance, cleanliness and friendliness. Judging of purebred animals will begin on Friday at 10:00 a.m. Purebred Animal Lots will be judged against ARBA standards. Judging of the Fitting and Showmanship classes will begin on Saturday at 10:00 a.m. Fitting and Showmanship is MANDATORY for those showing a Purebred animal. Contact the Department Chairman if you need more information on Showmanship. Exhibitors do not need to be present for judging, but are encouraged to watch for educational purposes.
9. Posters will be judged during the course of the Fair as follows: Information 40%, creativity 40%, neatness 10% and spelling 10%.

RABBIT BREED CLASSES:

A	B	C	D	E	F	G
Angora (Eng., Fr., Giant)	American Standard & Giant Chinchilla	English Spot	Flemish	Havana	Himalayan	Holland Lop
H	I	J	K	L	M	N
Jersey Wooley	Lop (Eng. Fr.)	Lionhead	Mini Lop	Mini Rex	Mini Satin	Netherland Dwarf
O	P	Q	R	S	T	
Polish	Rex	Satin	Velveteen Lop	Wool Breeds	Any other Breed	

CLASS A - T

- | | |
|--|---|
| Lot 01. Senior buck - over 8 months | Lot 04. 6-8 month doe |
| Lot 02. Senior doe - over 8 months | Lot 05. Junior buck - 3 up to 6 months |
| Lot 03. 6-8 month buck | Lot 06. Junior doe - 3 up to 6 months |

CLASS V - Doe and Litter (Please state the number in litter)

PLEASE NOTE: These animals may not be entered in any other lot.

- Lot 07.** Litter must not be less than 6 weeks old; must be born by July 14 of the current year.

CLASS V - Meat Pen

- Lot 08.** 3 rabbits not over 5 pounds each.

CLASS V - Fur Class (NOTE: A rabbit in a Fur Lot must also be entered in a Breed Class.)

- | | |
|-----------------------------------|---------------------------------|
| Lot 09. Normal white fur | Lot 13. Rex white fur |
| Lot 10. Normal colored fur | Lot 14. Rex colored fur |
| Lot 11. Satin white fur | Lot 15. Wool white fur |
| Lot 12. Satin colored fur | Lot 16. Wool colored fur |

RABBIT AND CAVY DEPARTMENT 8 (continued)

CLASS V - Pets

- Lot 17.** Pet Rabbit - must be mongrel animal or purebred animal with obvious DQ for disqualification in purebred category. (Please include rabbit's approximate breed.)
- Lot 18.** Pet Cavy - must be mongrel animal or purebred animal with obvious DQ for disqualification in purebred category. (Please include cavy's approximate breed.).

CLASS V - Posters and Challenge

- Lot 19.** Educational Poster - Provide educational information about the care, raising or breeding of rabbits or cavies. Maximum poster size is 22" x 28".
- Lot 20.** Theme Poster - "I love my rabbit/cavy." Photo collage. Maximum Poster size 22"x28".
- Lot 21.** Challenge Lot – Decorative or Garden Flag – Please see the Challenge Lots section.

CAVY BREED CLASSES:

CA	CB	CC	CD	CE	CF
American	Satin American	Peruvian	Silkie	Teddy	Any other cavy breed

CLASS CA-CF

- | | |
|---|---|
| Lot 22. Senior boar - over 30 oz. | Lot 26. Junior boar - under 22 oz. |
| Lot 23. Senior sow - over 30 oz. | Lot 27. Junior sow - under 22 oz |
| Lot 24. Intermediate boar - 22 to 30 oz. | Lot 28. Sow and Litter |
| Lot 25. Intermediate sow - 22 to 30 oz. | |

CLASS W - Fitting and Showmanship (No Entry Fee Required)

- | | |
|--|---|
| Lot 29. Cloverbud Fitting and Showmanship | Lot 31. Junior Fitting and Showmanship |
| Lot 30. Novice Fitting and Showmanship | Lot 32. Senior Fitting and Showmanship |

CLASS Z - Herdsman's Contest

- Lot 33.** For all entrants, herdsman will be judged on the following:
- Cleanliness of the exhibitor's cages and immediate area
 - Attitude and friendliness of exhibitor
 - Helpfulness and cooperation in keeping the Rabbit Department clean.

CLASS Z – COSTUME

- Lot 34.** Costume contest – costumes are encourage for both animal and exhibitor. Entries shall be judged on originality, neatness, general appearance and handling of animal. All participants will be awarded rosettes; there will not be cash awards.

PREMIUMS

	First	Second	Third
Classes A-T, Lots 01-06, Class V, Lots 07-16	5 PTS	4 PTS	3 PTS
Class V, Lots 17-21	4 PTS	3 PTS	2 PTS
Classes CA-CF, Lots 22-28	4 PTS	3 PTS	2 PTS
Class W, Lots 30-32	5 PTS	4 PTS	3 PTS
Class W, Lots 29 and Class Z, Lot 33-34	No Cash Award		

SHEEP DEPARTMENT 2

1. Read General Rules, Livestock Rules and Health Regulations carefully. Animals will be inspected for general health before they are unloaded. Any animal rejected must be removed from the Fairgrounds.
2. Any animals penned prior to acceptance time on Thursday will be removed. No pens are reserved for individuals. Entries will be accepted between 4:00 p.m. and 9:00 p.m. on Thursday.
3. There is a **\$3.00 entry fee** for each animal and each fleece entered. There is a \$2.00 entry fee per person per department for static classes (**Class V, Lots 20, 21 and 22**). There is no entry fee for blocking, judging or fitting and showmanship lots, but contestants must follow regular entry process.
4. Yearlings and aged animals must have been owned by the exhibitor on or before June 1 of the current year; fitting and showmanship animals prior to June 1 of the current year.
5. Ages of sheep will be computed as of September 1 of the previous year.
6. Registration and/or proof of ownership must be shown upon arrival with entries in the exhibitor's name only. Ear tags or tattoos will identify each animal and must match registration or proof of ownership.
7. Crossbreeds will be shown separately from purebreds.
8. All entries will be final, and no changes between age lots or contests will be accepted.
9. Troublesome rams must be removed after the ram lots are judged if requested by the Sheep Committee.
10. Exhibitors must bring their own hay, grain, bedding, feed and buckets. Water will be provided.
11. Pens should be labeled with the exhibitor's name, address and breed of sheep. Farm signs up to 2'x 3' are permissible. One club sign per club may be displayed for the benefit of the public.
12. Proper 4-H dress, tan pants or skirt and white shirt must be observed when showing.
13. Classes A through M shall be limited to two entries per Lot.
14. Halters may be used in all lots, but are not required.
15. In order to be eligible to exhibit, show or receive premiums in the Sheep Department, exhibitors must participate in Fitting, Showmanship and Judging classes.
16. When leaving Fairgrounds during Fair, exhibitor must sign out giving destination, time of departure, and anticipated time of return. If the 4-H'er is under 18 years of age, written parental consent is required.
17. The Sheep Committee has the right to allow exceptions to these rules as the occasion demands.
18. Wool Top Shepherds award is given to the exhibitor based on the following criteria: the overall appearance of the animals in their pens, including farm signs, pen cards, non-flammable decorations, demonstrated attention to the feeding and watering of the participant's animals, the condition of the pens being used by the exhibitor as well as the area outside those pens, and general helpfulness in keeping the barn and sheep area clean and neat.
19. The Sheep Department Chairman reserves the right to adjust breed classes as entries require. 13 breed classes, maximum, are allowed.

BREED CLASSES:

A	B	C	D	E	F	G
BORDER LEICESTER	HAMPSHIRE	HORNED DORSET	MONTADALE	NATURAL COLORED	OXFORD	ROMNEY
H	I	J	K	L	M	
SHETLAND	SOUTHDOWN	TUNIS	OTHER MEAT BREED	OTHER WOOL BREED	GRADE	

TYPE CLASS - CLASSES A - M (See Class Letters above) - Judged by ages alphabetically.

Purebred animals that are bred and owned by the exhibitor are eligible for additional prize money awards. Please check the "Bred and Raised by You" box on the Livestock Entry form to show eligibility.

Lot 01. Aged/Yearling Ram (1 year and over). Must be purebred, bring papers.

Lot 02. Ram lamb (under 1 year old). Must be purebred, bring papers.

Lot 03. Aged Ewe (2 years old). Must have carried a lamb this year.

Lot 04. Yearling Ewe (1 year old and under 2).

Lot 05. Ewe lamb (under 1 year old).

SHEEP DEPARTMENT 2 (continued)

CLASS N - Group Lots (All Breeds)

All breeds judged together, except when 3 or more exhibitors have the same breed in the same class. All animals must be shown in previous classes. Wethers may not be shown in a purebred flock. Exhibitors are limited to one entry per breed in each lot.

Lot 06. Get of sire (4 animals, either sex, any age, all sired by one ram, bred and owned by exhibitor.)

Lot 07. Individual's flock, one owner; must include 3 animals, minimum of two age groups.

Lot 08. Breeder's young flock (yearling ram or ram lamb, 2 yearling ewes, two ewe lambs). Bred and owned by exhibitor.

Lot 09. Pair of yearling ewes.

Lot 10. Pen of two lambs (under 1 year old). May be of any sex or combination, but must be of the same breed.

Lot 11. Ewe and her lamb(s) (this year's).

Lot 12. Club flock - 3 animals, same breed, from 2 age groups; 2 or more club members participating, one entry per breed per club.

CLASS V - Sheep Lovers

Lot 13. Sheep Lovers - Animals judged on conformation/wool quality based on breed. *Exclusively for exhibitors that do not qualify in any other breed class.*

CLASS V - Market Lamb (under 1 year old)

Lot 14. Light market lamb

Lot 15. Medium market lamb

Lot 16. Heavy market lamb

NOTE: May be wether, ewe or ram lamb. May not be shown in any other type class, except group classes. Lambs will have no more than half-inch fleece except if also used as fitting animal. Judge may change lots depending upon condition on day of show and number of entries.

CLASS V - Fleece

- Fleece must have been shorn since January 1st of this year.
- Fleece must be from exhibitor's own sheep.
- All fleece must be rolled skin side out and tied with paper twine.
- Each fleece to be tagged with the same name and address of owner.
- All fleeces will be presented when animals are checked in.

Lot 17. Fine Wool

Lot 18. Medium Wool

Lot 19. Long Wool

CLASS V - Educational Display

Lot 20. Educational display related to sheep raising and sheep products. The actual material used in the display must be able to be handled. **This may be entered as an individual, team or club display.** Total Judging Points: 100. Creates interest, curiosity, advances knowledge (25); Interactive experience (25); Supporting display - attractiveness, neatness, scale, color, scheme (25); Quality of materials used and workmanship, originality of materials (25).

Lot 21. Posters concerning sheep or sheep products. Total Judging Points: 100. Creates interest, curiosity, advances knowledge (40); Originality, general attractiveness (30); Neatness and workmanship -titles and captions brief, to the point, telling story clearly (30).

Lot 22. Sheep related inventions judged on usefulness and creative use of materials. Extra points for use of recycled materials, e.g. tires, pails.
Total Judging Points: 100. Usefulness - adds profit, time saved, convenience (30); Creative use of materials (30); Use of recycled materials (10); Durability (10); Can be duplicated easily, parts available, easy to make (10); Safe to use (10).

CLASS X - Fitting (No Entry Fee Required; Judged by modified Danish system)

Lot 23. Cloverbud Fitting

Lot 25. Junior Fitting

Lot 24. Novice Fitting

Lot 26. Senior Fitting

CLASS Y - Showmanship (No Entry Fee Required; Judged by modified Danish system)

Lot 27. Cloverbud Showmanship

Lot 29. Junior Showmanship

Lot 28. Novice Showmanship

Lot 30. Senior Showmanship

CLASS Z - Judging (No Entry Fee Required)

Lot 31. Cloverbud Judging (by counties)

Lot 33. Junior Judging (by counties)

Lot 32. Novice Judging (by counties)

Lot 34. Senior Judging (by counties)

SHEEP DEPARTMENT 2 (continued)

CLASS Z - Blocking (No Entry Fee Required) - Sheep will be provided. Exhibitors must supply blocking stands and tools.

Lot 35. Cloverbud Blocking

Lot 37. Junior Blocking

Lot 36. Novice Blocking

Lot 38. Senior Blocking

CLASS Z - Costume

Lot 39. Costume is a fun class for individual 4-H exhibitors accompanied by his/her own sheep or lamb on a lead line; must outfit themselves and their animals to depict a theme of their choice. Examples: People of other lands and times, fictional characters, humor, etc. Bring to the Fair a summary of what the announcer should say when describing your entry.

CLASS Z - Lead Line

Lot 40. Lead line. Open only to 4-H exhibitors, accompanied by his/her own sheep or lamb which must be shown on a lead line (individual participation only). Contestants must wear street clothes, of which at least some part must be 100% wool. Extra points will be given for wool clothing made by the exhibitor. This is not a costume class. The objective of this class is to promote the use of wool by presenting the 4-H sheep and the 4-H exhibitor in the most attractive manner. Bring to the Fair a summary which will describe for the judges each separate item containing wool, the different forms of wool (yarn, felt, cloth), any items which were specifically made by the exhibitor and whether any of the raw materials for the items came from the exhibitors or sheep (need not be the sheep on the lead line).

Total Judging Points: 95. Sheep - Conformity (10); Cleanliness (10); Handling on lead line (25).

Exhibitor - Overall attractiveness (10); Articles containing wool (10); Each different form of wool displayed (10); Each item made by exhibitor (10); Raw material from exhibitor's flock (10).

PREMIUMS

	First	Second	Third	Fourth	Fifth
Class A-M, Lots 01-05	11 PTS	9 PTS	7 PTS	5 PTS	3 PTS
Additional Breeding Premium	3 PTS	2 PTS	1 PT	N/A	N/A
(This is for Class A-M Lots 01-05 only for Purebred animals which have been bred and raised by the exhibitor.)					
Class N, Lots 06-12	11 PTS	9 PTS	7 PTS	5 PTS	3 PTS
Class V, Lots 14-16	11 PTS	9 PTS	7 PTS	5 PTS	3 PTS
Class V, Lot 13	5 PTS	4 PTS	3 PTS	N/A	N/A
Class V, Lots 17-19	9 PTS	7 PTS	5 PTS	3 PTS	N/A
Class V, Lot 20	15 PTS	11 PTS	7.5 PTS	N/A	N/A
Class V, Lots 21-22	4 PTS	3 PTS	2 PTS	N/A	N/A
Class X, Lots 24-26 and Class Y, Lots 28-30	15 PTS	13 PTS	11 PTS	9 PTS	7 PTS
Class Z, Lots 31-40	No Cash Award				
Class X, Lot 23 and Y, Lot 27	No Cash Award				

SWINE DEPARTMENT 5

1. Read General Rules, Livestock Rules and Health Regulations carefully.
2. All animals must have been owned by the exhibitor on or before June 1 of this year.
3. Entries (Livestock and Master Forms) must be accompanied by an entry fee of \$3.00 per animal.
4. Exhibitors may make a maximum of two entries per Lot.
5. Swine must be trained to be shown in ring.
6. Ages of swine will be computed as of September 1.
7. Proper 4-H dress code, white or tan pants or skirt and white shirt, must be observed when showing.
8. Exhibits must be prepared, handled and maintained entirely by the 4-H'er without assistance from parents or friends unless prior approval is given by the Department Chairman.
9. Show times to be announced.

CLASS A - Breeding Hogs

Purebred animals that are bred and owned by the exhibitor are eligible for additional prize money awards. Please check the "Bred and Raised by You" box on the Livestock Entry form to show eligibility.

- Lot 01.** Sow under 1 year
Lot 02. Sow 1 year and over

CLASS V - Market Hogs

- Lot 03.** Market hogs - barrows only

CLASS X - Fitting (No entry fee required)

- Lot 04.** Novice Fitting
Lot 05. Junior Fitting
Lot 06. Senior Fitting

CLASS Y - Showmanship (No entry fee required)

- Lot 07.** Novice Showmanship
Lot 08. Junior Showmanship
Lot 09. Senior Showmanship

CLASS Z - Herdsman Contest

- Lot 10.** Herdsman Contest - Herdsman will be judged on the following:
- a. Animal: Cleanliness and appearance
 - b. Pens: Cleanliness, neatness and condition of bedding
 - c. Show boxes and equipment: Arrangement, neatness and condition
 - d. Exhibitor: Appearance, neatness, cleanliness and appropriate dress
 - e. Cooperation and attitude: Spirit, duties and politeness

PREMIUMS

	First	Second	Third	Fourth
Class A, Lots 01-02	11 PTS	9 PTS	7 PTS	5 PTS
Additional Breeding Premium for Lots 01-02 (For Purebred animals which have been bred and raised by the exhibitor.)	3 PTS	2 PTS	1 PT	N/A
Class V, Lot 03	11 PTS	9 PTS	7 PTS	5 PTS
Class X, Lots 04-06	15 PTS	13 PTS	11 PTS	9 PTS
Class Y, Lots 07-09	15 PTS	13 PTS	11 PTS	9 PTS
Class Z, Lot 10	No Cash Awards			

HORSE DEPARTMENT 39

PLEASE READ ALL OF THE FOLLOWING CAREFULLY

GROUND AND SAFETY

- See General Rules, Livestock Rules, Animal Health Regulations, Refund Policy on Livestock and Overnight Policy.
- All overnights will abide by the Rules and Regulations as set forth by the Middlesex County 4-H Fair Board of Directors.

NOTE: On Thursday, horses may enter the grounds between 2:00 and 10:00 p.m. only. Horses without proper vet certification will be denied entry.

- **The following rules issued by the Massachusetts Department of Food and Agriculture apply to all equine:**
 1. All equines entering a Massachusetts fairground must have a valid health certificate signed by an accredited veterinarian certifying that the animals are clinically free of infectious or contagious disease and exposure from such disease. Documents of health certification for out-of-state animals must be written on relevant state or federal health forms only. In-state animals may be accompanied by a certificate of examination on a veterinarian's letterhead stationery which clearly identifies the contact information for the veterinarian signing the certification. Certificates written on plain paper are not acceptable. These certificates must be available upon request to fair inspectors. Health certificates must be dated January 1st or after for this year. These documents will be acceptable for the entire fair season.
 2. All equines must be free of visual evidence of the following diseases and conditions: mange, ringworm, sores, strangles and open or draining wounds.
 3. All equines originating from within and outside of the Commonwealth must have a negative USDA-approved EIA test (i.e., Coggins test or ELISA test) dated within twelve months of entry. A detailed description of the horse must appear on the test form, and must match the description that appears on the health certificate.

ALL HORSES WILL BE REQUIRED TO PROVIDE A CERTIFICATE (SIGNED VETERINARIAN SHOT RECORD) OF VACCINATION FOR RABIES, CURRENT COGGINS TEST AND EWT. NAME OF HORSE AND DESCRIPTION MUST BE THE SAME ON ALL PAPERWORK.

- Riders must wear an ASTM/SEI Approved Hard Hat (as marked on the inside of the hat) with built-in safety harness securely fastened at all times when mounted. Riders will not be penalized for wearing protective headgear or protective vests outside of their seat. Any rider who violates this rule will be prohibited from further riding until this headgear is properly in place.
- Exhibitors must abide by the following safety rules:
 - Riders must be astride while mounted **with both feet in stirrups (except in bareback classes).**
 - Riders must have reins in hand while mounted.
 - Exhibitors may not smoke, eat or drink while mounted or have horse in hand.
 - Riders may not be mounted in the pine grove or stable areas.
 - Horses must proceed at a walk at all times outside the rings and exercise areas.
 - All schooling will be limited to the designated areas.
 - Riders may ride or exercise their horse in any area after the close of the show each day, at the discretion of the Show Manager and must be accompanied by a leader or an adult designated by the leader.
 - Riders should not congregate in the gate area too far in advance of their class.
 - Horses must be haltered or bridled at all times.
- Snow fence or fence enclosure; no baling twine will be allowed. Horses kept in the straight stalls in the horse barn must be cross-tied with two 1/2" tie ropes and have a butt chain or stall guard. Safety knots must be used for any tying (cotton leads will stay tied). This area will be monitored.
- All exhibitors must bring hay, grain, bedding and tack in on Thursday evening for the entire weekend.

HORSE DEPARTMENT 39 (continued)

GROUNDS AND SAFETY (continued):

- After Thursday night, horse trailers and cars are not allowed to move in the Horse Grove Area until after 6PM. Horse truck & trailers staying the entire weekend will be parked inside the fence, BUT cannot move. Day exhibitors will be allowed in the fence area, BUT, CANNOT leave until show is over for the day!! Trucks and Trailers parking outside the fence in the parking lot will be charged a PER DAY PARKING FEE!
- **EXHIBITORS MAY NOT REMOVE ANIMALS OR LEAVE THE GROUNDS UNTIL AFTER THE CONCLUSION OF THE CLOSING CEREMONIES OF THE FAIR, AND UNTIL THEIR AREAS ARE CLEAN.**

REMINDER: Please be aware of horses with red ribbons in their tails and give them wide berth.

MANAGEMENT POLICY

- Decisions of the Judges and/or Show Committee will be final. This show shall be governed by the rules of Massachusetts 4-H Horse Shows and the Middlesex County 4-H Fair Horse Show Committee, which have been adapted from the rules of the United States Equestrian Federation (USEF).
- Evidence of poor sportsmanship on the part of the exhibitor will be subject to dismissal from the show and the forfeiture of all entry fees and awards. Parents, leaders and coaches also must exhibit good sportsmanship or be escorted off the grounds.
- Exhibits must be prepared, handled and maintained entirely by the 4-H'er without assistance from family or friends. **4-H Horseshow safety rules apply.**
- No person shall approach or speak to a judge without the express permission of the Show Steward. Failure of exhibitors to observe this rule may result in disqualification from the show without refund of fees. Parents, leaders and coaches also must observe this rule. Requests to speak to the Judge should come from the exhibitor.
- Unruly or dangerous horses may be disqualified from the show without return of entry fees.

DRUGS ARE PROHIBITED ACCORDING TO USEF RULES, AND THE RULES OF THE FAIR.

- The Horse Show Committee reserves the right to change class order and location due to weather or other complications.
- Breaks in the show will not necessarily coincide with posted kitchen hours. Every effort will be made to accommodate meal times. It is the responsibility of the exhibitor, leader or parent to obtain meals.
- The Fair Association, Horse Advisory Board, Show Committee and Show officials will not be responsible for the loss or damage of exhibitor's belongings and/or of injury to animals or persons.

PERFORMANCE/APPOINTMENTS

- Proper dress is required in all classes according to the "Massachusetts 4-H Horse Show Rules." This means formal attire in all performance classes.
- English shirts without jackets must be either short or long sleeved, **NO SLEEVELESS SHIRTS WITHOUT A JACKET.**
- Boots must have a raised heel.
- Sneakers, loafers, tank tops or T-shirts are prohibited when mounted.
- Western shirts must be long sleeved and buttoned to the collar.
- Numbers must be visible at all times.
- Jeans (except Western dress jeans) are prohibited except under chaps.

NOTE: USEF and 4-H Rules specify proper equipment. Artificial aid may be prohibited. Questions should be addressed to the Show Steward.

HORSE DEPARTMENT 39 (continued)

HORSE EXHIBITOR ENTRY REQUIREMENTS

Exhibitors must have submitted Horse Project Verification form to County Office 90 days prior to the Fair horse show.

Age requirements for exhibitors in the Horse Department are as follows:

Cloverbud:	Age 5 through 7 as of January 1, 2014
Junior:	Age 8 through 13 as of January 1, 2014
Senior:	Age 14 through 18 as of January 1, 2014
Small Equine	Age 8 through 18 as of January 1, 2014
Walk/Trot	Age 8 through 18 as of January 1, 2014

Each Exhibitor can ONLY enter ONE horse project. All classes at the fair must be pre-entered and paid for. Be sure your entry and overnight forms have **all the required signatures! Forms will not be accepted without the signatures of a parent/guardian and leader.** After reviewing each exhibitor's form for accuracy, leaders should be the last to sign the forms. Horse Club Leaders must submit all overnight requests for their clubs as a one entry package, including chaperones. Individual entries will be returned.

Fitting and Showmanship classes will be assigned by the show management. Every Exhibitor must show in Fitting and Showmanship classes in order to be able to ride in Fair classes. Exhibitors will use appointments and tack appropriate to the division they have entered for the Fair. Fitting and Showmanship classes are on Friday morning. **There is a Saturday morning Fitting and Showmanship class, but Entry in this class must be approved by the department chair prior to forms being turned into the office!** If you are an overnighter on Thursday, you must show in Friday Fitting and Showmanship classes.

The Show Management will measure horse/pony height if the exhibitor is in doubt of classification.

Show packets with numbers will be distributed at the Show Booth on Thursday Night.

CLASS INFORMATION:

- Fitting and Showmanship judging will be station to station. There will be a Junior and a Senior Championship class.
- Leadline classes will be held with Cloverbuds only astride. Ponies/horses can be borrowed 4-H projects that are already entered in the Horse Show by another exhibitor, or the Cloverbud's own horse/pony. All horses/ponies must comply with all animal health regulations and all other fair requirements for animals and exhibitors. The leader of the horse must be an adult or a senior 4-H member, and may be from the same club **or** from a different club. Cloverbuds may ONLY participate in Leadline classes. These are not judged classes; all entrants will be awarded participation ribbons.
- Horse Lover's Showmanship class is open to any 4-H Horse Lover member. The class will be judged on the member's ability to show the horse to its best advantage. Leaders must arrange for all horses and horses must comply with all Health Regulations and Horse Show Rules. All necessary signatures on the back of the entry form must be complete. Horse Lovers may show only in Horse Lover's classes.
- Small Equine exhibitors are ages 8-18. Equine must be 12 hands or under and all classes will be in-hand.
- Walk-Trot exhibitors are ages 8 -18. Exhibitors must not have previously shown in a performance class with a canter or lope.
- Walk-Trot exhibitors must show in a Fitting and Showmanship class as appropriate by their age.
- **ALL CLASSES MUST BE PRE-ENTERED; NO ADDING OF CLASSES DURING THE FAIR.**
- Classes may be switched from one ring to another by the Horse Show Committee if timing and or size of the classes warrant it; **classes must have at least 3 exhibitors to be considered a class.**

HORSE DEPARTMENT 39 (continued)

IMPORTANT NOTE

WARNING: Under Massachusetts Law, an equine professional is not liable for an injury to, or the death of, a participant in equine activities resulting from the inherent risks of equine activities, pursuant to Section 2D of Chapter 128 of the General Laws.

SPECIAL AWARDS

Award	Description
Fitting & Showmanship Topaz Memorial Trophy	Awarded to the Club accumulating the most points in the Fitting & Showmanship classes at this Fair.
The Stable Challenge Trophy	Club stable award is based on stable area and adherence to fairs regulations by members, parents and chaperones. Scoring is 30% Safety, 25% Management, 25% Courtesy and 20% Display.
English Trophy	Awarded to the club which accumulates the most points in the English performance classes.
Western Trophy	Awarded to the club which accumulates the most points in the Western performance classes.
Walk – Trot Trophy	Awarded to the club which accumulates the most points in the Walk – Trot classes.
Gymkhana Trophy	Awarded to the club which accumulates the most points in the timed events.
Club Team Challenge Trophy Horse	Awarded to the club whose horse team places first in the Club team competition.
Club Team Challenge Trophy Pony	Awarded to the club whose pony team places first in the Club team competition.
Average Point Trophy	Awarded to the club who has the most points divided by the number of riders in the club showing at the fair (Cloverbuds and Horseovers are not included in club count).
Sportsmanship Trophy	Awarded to the club deemed to display the best spirit of sportsmanship throughout the show as voted by the clubs.

HORSE DEPARTMENT 39 (continued)

2014 Middlesex County 4-H Fair Horse Show Class Schedule Friday, August 22, 2014 Start Time is 8:30 a.m.

Fitting and Showmanship Classes will be posted by Exhibitor's number as to what Ring and what side of the Ring the exhibitor's class will be in. All Walk-Trot exhibitors must enter a Fitting and Showmanship Class based on their age.

Classes are in the appropriate tack for your riding seat

1. Junior Fitting & Showmanship (8 - 13 years)
2. Senior Fitting & Showmanship (14 - 18 years)
3. Shared Project Fitting & Showmanship (8 - 18 years)
4. Horse Lover's Fitting & Showmanship (8 - 18 years)
5. Small Equine Fitting and Showmanship (8 - 18 years)
Junior Championship Fitting & Showmanship (8 - 13 years)
Senior Championship Fitting & Showmanship (14 - 18 years)

RING 1

6. Walk/Trot Equitation
7. Jr. English Equitation 8 - 10 yrs
8. Jr. English Equitation 11-13 yrs
9. Sr. English Equitation
10. Jr. Western Equitation
11. Jr. Western Egg & Spoon
12. Sr. Western Equitation
13. Sr. Western Egg & Spoon
14. Walk / Trot Egg & Spoon
15. Jr. English Hunter Hack (18") 8 - 10 yrs
16. Jr. English Hunter Hack (18") 11-13 yrs
17. Sr. Hunter Hack (Jumps 18")

RING 2

18. Walk/Trot Keyhole Race
19. Junior Keyhole Race
20. Senior Keyhole Race
21. Walk/Trot Tennis Ball Drop
22. Jr. Tennis Ball Drop
23. Sr. Tennis Ball Drop

Warm up area Ring 2 & 3 after Fitting & Showmanship

Lunch break-time will be coordinated with kitchen lunchtime as close as possible

HORSE DEPARTMENT 39 (continued)
2014 Middlesex County 4-H Fair
Horse Show Class Schedule
Saturday, August 23, 2014
Start Time is 8:30 a.m.

RING 1

24. Fitting & Showmanship (Only for those with an approved absence from Fridays F&S from the Fair Horse Chairman in advance.)

RING 1

- 25. Horse Lovers Trail
- 26. Walk /Trot Trail
- 27. Junior English Trail
- 28. Senior English Trail
- 29. Junior Western Trail
- 30. Senior Western Trail
- 31. Small Equine Trail
- 32. Cloverbud Trail
- 33. Walk Trot Western Dressage 2013 Intro Level 1(Walk/Trot only)
- 34. Junior Western Dressage 2013 Basic Level 1
- 35. Senior Western Dressage 2013 Basic Level 1

RING 1

- 39. Small Equine Jumping 18"
- 40. Walk/Trot Equitation over Cross Rails (18")
- 41. Jr. Equitation over Fences 2'
- 42. Sr. Equitation over Fences 2'
- 43. Jr. Western Riding
- 44. Sr. Western Riding
- 45. Small Equine Pole Bending (weave up and back once)
- 46. Junior Pole Bending
- 47. Senior Pole Bending
- 48. Small Equine Barrel Race
- 49. Walk/Trot Barrel Race
- 50. Junior Barrel Race
- 51. Senior Barrel Race

INTERCLUB PAIRS: Horse Pairs, Pony Pairs To be comprised of exhibitors from different clubs. Judged 80% performance, 20% uniformity of appointments. (Will be held after lunch break.)

CLOVERBUD CLASSES (will be held after lunch break).

- 83. Cloverbud Lead line
- 84. Cloverbud Lead line Egg & Spoon

RING 3 (All Tests 2011)

- 36. Walk/Trot USDF 2011 Intro A (Walk/Trot only)
- 37. Junior USDF 2011 Intro Test C
- 38. Senior USDF 2011 Intro Test C

RING 2

- 52. Junior Flag Race
- 53. Senior Flag Race
- 54. Junior Pony Express
- 55. Senior Pony Express
- 56. Junior Speed Action Control
- 57. Senior Speed Action Control

Ring 2 warm-up until after Dressage. Following Dressage warm-up will be in Ring 3
Lunch break-time will be coordinated with kitchen lunchtime as close as possible

HORSE DEPARTMENT 39 (continued)

2014 Middlesex County 4-H Fair Horse Show Class Schedule Sunday, August 24, 2014 Start Time is 9:00 a.m.

RING 1

- 58. Walk/Trot Pleasure
- 59. Jr. English Pleasure 8-10 yrs
- 60. Jr. English Pleasure 11-13 yrs
- 61. Sr. English Pleasure
- 62. Jr. Western Pleasure
- 63. Sr. Western Pleasure
- 64. Jr. English Egg & Spoon 8-10 yrs
- 65. Jr. English Egg & Spoon 11-13 yrs
- 66. Sr. English Egg & Spoon

RING 1

- 74. Jr. English Discipline Rail 8-10 yrs
- 75. Jr. English Discipline Rail – 11-13 yrs
- 76. Walk/Trot Discipline Rail
- 77. Jr. Western Discipline Rail
- 78. Sr. Western Discipline Rail
- 79. Sr. English Discipline Rail

CLUB TEAM COMPETITION (will be run after lunch break)

Horses and Ponies, **Clubs can have 1 team each**

Horse = 2 horses & 1 pony or 3 horse

Pony = 2 ponies & 1 horse or 3 ponies

To be comprised of three exhibitors from the same club.

Will be judged on 80% performance, 20% uniformity of appointments.

RING 1

- 67. Walk/Trot Western Horsemanship
- 68. Jr. Western Horsemanship
- 69. Sr. Western Horsemanship
- 70. Jr. English Bareback Equitation
- 71. Jr. Western Bareback Equitation
- 72. Sr. English Bareback Equitation
- 73. Sr. Western Bareback Equitation

RING 2

- 80. Walk/Trot Pick-Up & Deliver
- 81. Junior Pick-up & Deliver
- 82. Senior Pick-up & Deliver

WARM UP IN RING 3 ALL DAY

4-H OVERNIGHTERS/CHAPERONES AT THE FAIR

A limited number of 4-H youth and their adult chaperones may stay overnight on the grounds Thursday, Friday and Saturday nights. There are several categories of eligibility, but all categories of overnighers must comply with the following rules or be subject to dismissal from the grounds and forfeiture of all premiums, awards and fees paid.

1. All overnighers must have a purpose for staying overnight.
2. All overnighers must purchase a meal ticket for all meals starting with Friday breakfast.
3. All overnighers must accomplish all work assignments on time and to the satisfaction of the Department Chairman, leader or chaperone.
4. **ALCOHOLIC BEVERAGES AND DRUGS ARE STRICTLY PROHIBITED. FIRES ARE STRICTLY PROHIBITED. VIOLATION OF ANY PART OF THIS RULE WILL MEAN IMMEDIATE DISMISSAL FROM THE FAIRGROUNDS. PLEASE REVIEW THE FAIR DIRECTOR'S NOTES AND GENERAL RULES SECTIONS OF THE PREMIUM LIST!**
5. Upon arrival at the Fairgrounds Thursday afternoon, the 4-H Fair worker overnighers are to report to the Administration Building to arrange a work schedule, which will be posted Friday morning in the Administration Building.
6. Overnighers may not leave the grounds between 11:00 p.m. and 6:00 a.m. without special permission from the Fair Directors.
7. All overnighers have assigned sleeping areas designated by the Fair Directors and must check in with their chaperones and follow their guidance throughout the weekend.
8. Misbehavior of an exhibitor, including poor sportsmanship and inappropriate 4-H behavior, will result in dismissal from the Fairgrounds for the remainder of the Fair and forfeiture of participation and prize money and other awards.

How to become eligible to stay overnight:

A. As a "4-H Fair Worker" in the Overnight Kitchen, Refreshment Stands, Country Store, Amusement Ticket Booths, BBQ and General Helper:

1. Be a 4-H member, and willing to work at least 4 hours per day.
2. Contact the Fair Office during Monday worknights to obtain permission to stay overnight.
3. If you are selected, indicate the person you contacted, sign your overnigher form and send it along with your fee of \$30.00 for a meal ticket to the Fair Office. (Make checks payable to Middlesex County 4-H Fair.)
4. Upon approval by the Fair Directors, confirmation will be sent to you, along with a meal ticket and exhibitor admission pass.

B. As a Helper in a Project Department:

1. Each Department Chairman may select a few helpers for the department. Contact the appropriate Department Chairman if you would like to apply.
2. If you are selected, have the Department Chairman sign an Overnigher Form, specifying your work assignment and hours of duty and send it along with your fee of \$30.00 for a meal ticket to the Fair Office. (Make checks payable to Middlesex County 4-H Fair.)

C. As a livestock exhibitor staying on the grounds to care for and show your animal, you will be expected to contribute time as needed to assist in the operation of the kitchen, refreshment stands, etc. However, if your animal is withdrawn from competition, in order to remain on the grounds overnight you must become a "Fair Worker" subject to the requirements listed above in Item A.

Continued on next page→

4-H OVERNIGHTERS AT THE FAIR (continued)

D. As an "Adult Chaperone to 4-H Overnights" (Day or Night Chaperone):

1. Discuss your assignment with the club leaders, Department Chairman or appropriate Fair Director.
 2. Participate, where possible, in assignment of overnights for whom you are the designated chaperone. **REMEMBER, YOU WILL BE RESPONSIBLE FOR THE CONDUCT, WELL-BEING AND WHEREABOUTS OF ALL YOUR CHARGES.**
 3. Submit your Overnighter Form with the fee of \$43.00* for a 3-day admission pass and meal ticket to the 4-H Fair Office. (Make checks payable to Middlesex County 4-H Fair.) All adult meal tickets include a 3-day pass; meal tickets will not be sold separately. These are due in the office by July 28, 2014, and should be submitted with the entry package for your club.
 4. You will receive a meal ticket, 3-day admission pass, and a letter in the mail. We thank you for helping in this way!
 5. Prepare for sleeping in the immediate area of your assigned 4-H'ers.
 6. Chaperones must attend the chaperones meeting on August 4, 2014 at 7:00 p.m. in the Static Exhibit Building.
 7. Please remain aware of the needs of the Fair as a whole and work cooperatively with the Fair Directors.
- * **PLEASE NOTE:** Three-day passes purchased on or before Thursday, August 21, 2014 are \$13.00. If purchasing a meal ticket and 3-day pass after Thursday, the total cost will be \$46.00 (\$30.00 for a meal ticket and \$16.00 for a 3-day pass).

During the Fair, there will be mandatory overnighter's meetings for chaperones and older 4-H members who are remaining overnight on the grounds. These meetings will take place in the Overnighter's Kitchen on Thursday and Friday nights at 10:00 p.m.

CALLING ALL PARENTS, LEADERS AND CHAPERONES!!!

Adult volunteers are urgently needed at many locations to assist our young people and to ensure the smooth operation of the Fair. A few hours of your time to help out would be greatly appreciated!!! Please contact the Fair Office at 978-256-4623, or email us at office@4hmiddlesexfair.org, if you are able to volunteer.

4-H FAIR ADMISSION PRICES FOR 2014

3 Day Pass purchased prior to end of day on Thursday, August 21	\$13.00
3 Day Pass purchased after Thursday, August 21	\$16.00
One Day Pass (10 and over)	\$8.00
One Day Pass (65 and over)	\$6.00
One Day Pass (4 through 9 years)	\$3.00
Children 3 and under	Free

Special Note for parents and chaperones with children 4 years old or younger: If you are purchasing a meal ticket for a young child (4 years old and younger) who is staying on the grounds with you, the cost of that meal ticket is \$15.00. The meal ticket will show that it is for a child, and it cannot be used for anyone but that child. Please note the name and age on your meal ticket request form.

2014 MEAL TICKET AND OVERNIGHTER/CHAPERONE FORM FOR YOUTH AND ADULTS

Please fill out and return the complete page -- Please complete a separate sheet for each individual.
Carefully read the preceding page about the expectations for 4-H Overnights/Chaperones at the Fair.

Name _____ Phone _____

Mailing Address _____ Town _____ Zip _____

4-H Club _____

Emergency contact during the fair: _____ Phone _____

Complete either YOUTH or ADULT information below.

YOUTH(\$30 for meal ticket) _____ Date of Birth _____ Overnighter _____ Day only

Check ALL that apply:

_____ Static Exhibitor _____ Livestock Exhibitor _____ Junior Fair Director

_____ 4-H Fair Worker (Help needed from ALL exhibitors - attach Fair Worker Sign-Up Chart)
Area (if known): _____

Permission granted by: _____

_____ Project Department Helper _____ Project Department assignment: _____

Department Head Signature: _____

I hereby grant permission for my son/daughter to remain overnight at the Fair and give my consent for emergency medical treatment, if necessary. He/She has the following special medical condition (allergy, bee-sting allergic reaction, diabetes, etc.):

He/she has required medication:

Parent Signature: _____

This 4-H member is entering the 4-H Fair and will be one of the members responsible to me from Thursday, August 21, to Sunday, August 24, 2014.

Department Head Signature _____ Chaperone Signature _____

ADULT (\$43 for meal ticket & 3 day pass on or before Thurs., August 21, 2014; \$46 after Thurs.)

Check one: _____ Night Chaperone _____ Day Chaperone

Signature of Department Head _____

THE ROBERT J. STOKOWSKI, JR. MEMORIAL SCHOLARSHIP

The Robert J. Stokowski, Jr. Memorial Scholarship was established in September, 1975, in memory of Robert J. Stokowski, Jr. a member of the Tewksbury Handyman 4-H Club, by his 4-H peers. This fund now includes memorial gifts in the names of former 4-H members, Fair volunteers and friends of the Middlesex County 4-H Fair.

The Scholarships are awarded by the Middlesex County 4-H Fair, Inc. to a senior 4-H member who has participated regularly in the Fair by assisting in the operation of the Fair and who has demonstrated outstanding citizenship, leadership and achievement in doing so. A 4-H alumnus/a who has maintained dedicated commitment to the Fair can also be a recipient.

Applicants must have been accepted by or be currently enrolled in a college or university, or be enrolled in a continuing program of higher education. The recipient(s) of the scholarship will be announced at the Closing Ceremonies of the Fair.

Prior recipients are:

1977	Louise Sardy, Woburn	1993	Tammy Hanna, Boxborough	2006	Jennie McKain, Andover
1978	Mark Quinlan, Lexington		Brenda MacPherson, Middleton	2007	Erin Dubinski, Westford
1979	Brenda Foss, Concord	1994	Leanne Boufford, Chelmsford		Sarah Fadden, Littleton
1980	Nancy Cahill, Framingham		Joanne Dusablon, Dracut		Laura Fenton, W. Townsend
1981	Deborah Taylor, Bedford	1995	Carolyn Babbidge, Billerica		Steven Hallet, Stow
1982	Robert Johnson, Ipswich	1996	Emily Carlson, Boxborough		Kirsten Hansen, Groton
1983	Gary Shepherd, Townsend		Ansel Freniere, Groton		Christopher Lefave, Tewksbury
	Tammy Boots, Sudbury		Tracy Hanna, Boxborough	2008	Elizabeth Clapp, Stoneham
1984	Heidi Webber, Chelmsford		Kevin Magee, Burlington		Matt Dunn, Groton
1985	Erin Mooney, Westford	1997	Amy Gehrig, Westford		Ethan Hansen, Westford
	Cindy Rossbach, Townsend		Jenna Kelly, Groton		Kyla Mahoney, Pepperell
1986	Meredith Babbidge, Billerica		Sara Roake, Chelmsford		John Mewherter, Newburyport
	Timothy J. Hay, Townsend	1998	John Hussey, Townsend		Emily Reynolds, Dunstable
	Michelle Lahaise, Chelmsford		Katie Mance, Townsend	2009	Stephanie Brackett, Lowell
1987	Molly Benson, Lunenburg	1999	Chris Herrick, Billerica		Catherine Dunn, Groton
	Gerard Boyle, Jr., Concord		Kerri Mitton, Shirley		Rachel Shirron, Acton
	Pam Brothers, Tewksbury	2000	Leanne Bakken, Westford	2010	Sarah Donahue, Westford
	Tim Hanna, Boxborough		Amanda Bay, Reading		Kristiana Graves, Littleton
1988	Julie Webber, Chelmsford		Corinne Beaubien, Pepperell		Tanya Hubley, Southborough
1989	James G. Boyle, Concord		Cameron Rohs, Westford		Spencer Mewherter, Newburyport
	Troy Hanna, Boxborough		O. Noelle Wise, Bolton		Taylor Noble, Dracut
	Jan Merrick, Stow	2001	Lesley Hampson, Shirley	2012	Shannon Donahue, Westford
	Kerri Mooney, Westford		Katie McKain, Andover		Seth Hansen, Groton
1990	Kim Aho, Townsend	2002	Emily Gardel, Acton		Rebecca King, Townsend
	Martha Baron, Westford		Jennifer Mitton, Shirley		Catherine Reynolds, Dunstable
	Tim Boothroyd, Maynard		Erika Shiner, Tewksbury	2013	Jennifer Couture, Billerica
	Kelly MacMillan, Westford		Sarah Stebulis, Townsend		
1991	James LaChapelle, Lowell	2003	Christina Beaubien, Pepperell		
	Bruce Rossbach, Townsend		Abby McKain, Andover		
1992	Debra J. Costa, Dracut	2004	Grace Butler, Westford		
	Allison Lahaise, Chelmsford		Nicole Hussey, Townsend		
	Jennifer Merrick, Stow		Kaitlin Pendergast, Maynard		
	Dale Rossbach, Townsend	2005	Caitlin Brady, Westford		

Please return the completed application by TUESDAY, JULY 15, 2014 to:

Middlesex County 4-H Fair, Inc.
P.O. Box 352
Westford, MA 01886-0352
ATTN: Scholarship Entry

Hard copies: *Hand deliver TO A FAIR DIRECTOR no later than July 15, 2014, OR, Send via US Mail with the postmark no later than July 15, 2014.*

Electronic entries: *Must be time stamped no later than midnight, July 15, 2014 to office@4hmiddlesexfair.org*

Please note that entries received in any manner after July 15, 2014 will not be considered.

THE ROBERT J. STOKOWSKI, JR. MEMORIAL SCHOLARSHIP
Applications are due by TUESDAY, JULY 15, 2014

To help us put a name with the face of the 4-H member that we see helping out all over the fairgrounds, we would appreciate it if you would enclose a picture of yourself with your application! Thank you!

Name _____ Date of Birth _____

Mailing Address _____ Town _____ Zip _____

Telephone Number _____

High School or College now attending _____

College or School in which you will enroll _____

Possible area of concentration _____

Years in 4-H _____ Club _____ Leader _____

1. List your cumulative **volunteer leadership efforts and achievements** for the 4-H Fair, using the columns below. If appropriate, additional pages may be attached. This could include worknight related projects, projects and meetings during the year to benefit the Fair, and your work during the Fair in various areas of the fairgrounds. This does NOT include exhibits and awards in individual departments. **PLEASE NOTE: WE ARE NOT LOOKING FOR INFORMATION ON ANY ACTIVITIES OUTSIDE OF THE 4-H FAIR (i.e. school, 4-H club work, volunteer work, etc.). THIS AWARD IS BASED SOLELY ON ACTIVITIES AND INVOLVEMENT WITH THE 4-H FAIR.**

YEARS	4-H FAIR DESCRIPTION OF INVOLVEMENT	NAME AND PHONE OF SOMEONE FAMILIAR WITH WHAT YOU DID

2. Years that you exhibited in the 4-H Fair, and Departments in which you exhibited.

YEARS	DEPARTMENTS

3. In your years of working for the Fair, **what do you believe is your most important contribution to the Fair as a whole** (this does not include individual club work)? This could be the contribution you are most proud of, or you feel benefited the overall Fair the most. Please try to focus on a contribution that directly benefited the Fair, not a specific department or club contribution. (Examples: your leadership of younger club members during worknight projects, a fundraiser that you led to benefit the Fair, a project you ran to improve an area of the grounds).

FAIR WORKERS SIGN-UP CHART

For the Fair to be successful, we need a great deal of assistance from many people--not just 4-H leaders and members, but also parents and friends. If you or your family can help, please sign the chart below even if it is only for one activity period.

Important Information for the 4-H Fair Worker: If you want to stay overnight as a 4-H Fair Worker, you must help at least four hours each day of the Fair - Friday (F), Saturday (SA) and Sunday (SU).

Important Information for the 4-H Fair Animal Exhibitor: Even though you are showing, your assistance is still needed to help the Fair run smoothly. Please help as much as you can.

Check One: Overnighter Worker _____
 Animal Exhibitor Worker _____
 Day Worker _____

NOTE: If staying overnight, please be sure to include your signed Overnights Form and \$30.00 Meal Ticket Fee.

To sign up please put F, SA or SU for the days, in the appropriate boxes for time and location. (Shaded boxes are times that do not need staffing.) Please indicate times you are showing or have other work assignments.

Time Periods:	8-10am	10-12pm	12-2pm	2-4pm	4-6pm	6-8pm	8-Close
8 yrs. or older							
Kitchen							
Grounds Pickup							
Yard Sale Helper							
Static Building							
Husk Cleanup							
12 yrs. or older							
Admission Gates							
Main Snack Bar							
Horse Snack Bar							
Country Store							
Hay Rides							
Pony Rides							
Moonwalk							
Face Painting							
High Striker							
Adult Volunteers							
Admission Gate							

Name _____

Age _____

Address _____

Town _____ Zip _____

Telephone _____

4-H Club _____

FAIR WORKERS JOB DESCRIPTIONS

On Thursday evening, all worker assignments will be available. Just because you signed up for a particular time or event doesn't necessarily mean that is where you'll be scheduled. So be sure to get your work assignment from the Fair Worker Coordinator at the Administration Building. If you can send a leader or member to collect all worker assignments charts for that club, you may do so.

Each worker is expected to follow their worker chart. Individuals who do not show up for assigned work times may forfeit the right to stay over at the Fairgrounds. If you have a problem with the times you are scheduled to work, you must see the Fair Worker Coordinator on Thursday night to reschedule. You are expected to show up for work assignments **ON TIME**, and not leave until you have a substitute or replacement on site. **DO NOT** ever leave a money till unattended.

The following is a description of the work assignments.

Kitchen: Clubs are assigned to mealtimes to take care of serving food and checking meal tickets. Before meals, workers will prepare meals (older workers will use sharp knives to cut food). After meals, workers will clean up counters, tables, chairs and floors.

Grounds: Check-in at the Administration Building. Walk around the Fairgrounds and pick up any trash you see. Be sure to sign-out at the Administration Building once you are done. On Saturday and Sunday mornings, also straighten the area in the Main Tent and arrange the chairs neatly.

Auction Helper: Assist with the setup of the Auction items. Distribute items to buyers as the items are sold.

Static Building: You will be assigned to a department to answer questions for the public. Also, keep the Static Building neat and clean and all trash picked up.

Husk Cleanup: On the assigned day, arrive in the infield to participate in the corn husking contest at 11:00 a.m. Your assignment begins at 11:15 to put the corn into sacks and the husks in plastic bags. Check in and out at the Administration Building so that your work schedule is updated.

Main Snack Bar/Horse Snack Bar: You will take orders for food and drinks from customers and serve the customers. *You must know how to add and handle money to work at these sites.*

Country Store: You will be assigned to a section of the store to serve orders to customers. *You must know how to add and handle money to work at this site.*

Hay Rides/Pony Rides/Moonwalk: Two workers are needed at each site; one to sell tickets and the other to collect tickets. *You must know how to add and handle money to work at these sites.*

High Striker/Raffle: Two workers are needed at this site; one to sell tickets for the High Striker and the other to sell raffle tickets. *You must know how to add and handle money to work at this site.*

Face Painting: You need to be creative as you will be painting faces with original designs. You will also sell tickets, so *you must know how to add and handle money to work at this site.*

Admission Gates: Both adult and 4-H volunteers will be assigned to each time slot. Duties include selling tickets, stamping hands and handing out programs. *You must know how to add and handle money to work at the gates.*

DO YOU HAVE WHAT IT TAKES TO HELP RUN THE FAIR???

Junior Fair Directors do!!! Be part of this great group and work with the public, run opening and closing ceremonies, children's games and many other areas. What are the rewards for you??? You develop leadership skills, a chance to mentor, recognition for your hard work, and the opportunity to provide your input on ways to make the Fair better. Oh yes, you also get a tee-shirt!

We're always on the lookout for new recruits to join the Junior Fair Director program. This is a great way to get more involved in the behind-the-scenes operation of the Fair. Think you have what it takes??? Contact the Fair Office at (978)256-4623, or email us at office@4hmiddlesexfair.org.

CALLING ALL ADULTS WE NEED YOUR HELP!!!!

In order to have the Fair run smoothly, we need assistance from parents, leaders, chaperones, relatives and friends. Additional staffing is necessary for ticket sales (particularly the Main Gate ticket booths as well as entertainment areas), the food areas (Overnighters Kitchen, Snack Bars and BBQ), the Country Store, and the Face Painting booth. Help make the Fair a success and pitch in for just a few hours. Please contact the Fair Office at (978)256-4623 or email us at office@4hmiddlesexfair.org.

HANDS ON ACTION EXHIBIT

A "Hands on Action" exhibit is a working demonstration on something you have done in 4-H. It is a chance to show the public what you do while actually doing a project. This is different than a visual presentation in that you do not give a speech, but rather you talk with the public and answer questions that they have on what you are doing. For example, bring your table weaving machine and sit and work on a project, or put together some nutritious snacks to give away to the public. Sign up your club or one or two 4-H members to do an action exhibit in the Static Building this year at the Fair. **Please note:** Any items you make can be given away, but no items may be sold. Having information and instructions to hand out to the public is also welcome and recommended.

We will provide: One table, approximately 3' long, chairs, and a sign that tells who is working at the exhibit. **You need to provide:** All your supplies for the project, table covering, one or two 4-H members who will be behind the table during the entire time slot that is signed up for (no leaders, please).

For more information contact Pam Lefave at (978)851-6360 or Amy Herrick at (978)667-4532.

4-H FAIR TENT SALE SATURDAY and SUNDAY, AUGUST 23 & 24 - 10:00 a.m. to 3:00 p.m.

This year the fair will be running its "Tent Sale" on Saturday, August 23 between 10:00 a.m. and 3:00 p.m. and on Sunday, August 24 between 10:00 a.m. and 2:00 p.m. The Fair needs your donations of new or gently used items such as books, household items including furniture and complete sets of glass, tableware or linens, complete games and toys, antiques, items with the 4-H logo, artwork, camping or horse paraphernalia. We do not accept VCR movie or cassette tapes, old sewing patterns, carnival-like stuffed animals or tiny fast food meal toys, individual glass items or mugs with corporate logos, games with broken boxes, generic clothing like t-shirts or old shoes as well as outdated, or old sports equipment. Please do not donate anything chipped, cracked, discolored, broken, musty or unclean. If the item is not in "saleable" condition, it is thrown out. Let's make this an event people think of as finding a *nice surprise*. All donations are tax deductible and may be dropped off at the Administration Building porch at the fairgrounds until Monday, August 18. At the end of the Fair, all leftover items in good condition will be donated. There will also be a Silent Auction for any items that the Tent Sale Committee determines would make good silent auction items. Donations of gift certificates, gift baskets and new items are appreciated and will be part of the silent auction. If you have any questions, please contact the fair office at 978-256-4623, or by email at office@4hmiddlesexfair.org.

FAIR FASHION REVIEW 12:30 p.m., SUNDAY AFTERNOON - AUGUST 24

During the Fair Fashion Review, 4-H'ers will model their own fashions as a commentator describes the garments. 4-H'ers of all ages and experience are welcome. The Sewing Department chair and other experienced models will be there to teach you how to model. Come to the static building between 11:30 and 12:00 pm to tell us which item(s) you plan to model and we will remove your entries from the Clothing Department for the Fair Fashion Review at 12:30 pm. This event is not judged. Come and join in for a short fashion review. If you would like to participate, please contact Joanne Brown at 781-246-2340, or e-mail jojofam@juno.com, or sign-up in the static building during set-up night or fair days.

4-H ALUMNAE

4-H ALUMNAE STATIC CLASSES

Attention all parents, leaders, chaperones and volunteers: Are you a former 4-H'er? If so, you're invited to bring an item for exhibit and display in the static building this year. What were your prize-winning entries when you exhibited as a 4-H member? (Just a few short years ago!). Do you still sew, grow flowers or vegetables, or bake? We'd like to see what today's prize-winning entry will be. The rules are as follows:

- You may enter one item or one display of four areas of your interest;
- The item can be from any lot in any Static Department;
- The item must be made or grown since the 2013 fair;
- The entry must be made or grown entirely by the 4-H alumnae exhibitor. No assistance from current 4-H youth members is allowed!
- You do not need to have been in 4-H in Middlesex County. Out of county, or out of state, qualifies as well!
- Your entry must show your name, 4-H club & state where you were a member, and last year exhibited. Please attach a 3x5 card with this information to your entry.

Please send your entry information on a Static Department form, and note "Alumnae entry" at the top of the form. **Please include a \$2.00 entry fee** and mail to P.O. Box 352, Westford, MA 01886, to the attention of Pam Lefave, or drop off at Monday work nights.

ALUMNAE MEET, GREET AND REMINISCE!

On Friday evening, August 22, beginning at 6:30 p.m., gather in the static building to celebrate our 4-H lives and friendships. This year the 4-H Fair is 64 years old but 59 years at the 4-H Fairgrounds in Westford. Please spread the word to former 4-H friends through phone, email, facebook and social media contacts.

ALUMNAE ABC – BEGONIA CHALLENGE

After the 2013 Fair, but before the first frost of the fall, you would have dug begonias out of the flower barrels by the Overnighter's Kitchen or the Administration Building. After you have planted them in a suitable terra-cotta clay pot and wintered them over inside the house, move them outside to grow for the summer. Exhibits will be judged for cleanliness, horticulture perfections, sturdy growth, good coloring and freedom from disease.

NEW FOR 2014!

YOUTH FARMER'S MARKET

This year the Fair will be running a Youth Farmer's Market at the 4-H Fair. Do you wonder what you're going to do with all that zucchini growing in your garden? Do you have an abundance of flowers blooming in your yard? We have a great opportunity for you to contribute your harvest to the 4-H Fair this year. All youth members participating in the Fair are invited to donate fresh fruits, vegetables and flowers from their gardens to be sold at the Youth Farmer's Market stand. In addition, new homemade craft items are also welcomed for sale. The money raised from the sales at the farmstand will be given back to the 4-H Fair.

The Youth farm stand will also have a supply of reusable shopping bags for sale for people to carry their purchases home. The shopping bags will be dark green with the 4-H Fair name and website.

Please Note: The farm stand cannot accept for sale any baked, canned or preserved goods. The farmstand manager will make the final decision on any goods to be accepted for sale.

The farm stand will be operational on Saturday, August 23 from 1:00 p.m. until 5:00 p.m. Depending on availability of products for sale, the stand might be operational again on Sunday, August 24 from 1:00 p.m. until 4:00 p.m. If you have any questions, please contact the fair office at 978-256-4623, or by email at office@4hmiddlesexfair.org.

SHERIFF ARNOLD WILDER APPLE PIE CONTEST

For young people and adults!

PLEASE NOTE: THERE IS A \$5 entry fee

First place winners are awarded \$25

The Apple Pie Contest will be held on **Friday, August 22**, just after Opening Ceremonies, or about 2:30 p.m. The contest was established to honor former Fair Sheriff Arnold Wilder. Who makes the best apple pie in the county? Let's find out! Bake your best traditional apple pie and bring it to the fairgrounds. Win a ribbon and a moment of fame -- all for the time it takes to bake a pie. The contest is open to everyone -- 4-H members, non-members, young people and adults. Encourage all your friends to enter!

The Requirements: Traditional apple pie with a homemade bottom crust and lattice or full top crust (no mixes) in a non-returnable pan at least 8" in diameter. Put your name (first and last) and division (Child 18-and-under, or Adult) on the bottom of the pan. Do not mix divisions; the pie must be from either one to three children working together, or one adult. Include a recipe. Pies should be cool. Securely attach a **sealed envelope with your \$5.00 entry fee** to the bottom of the pie pan. Pies without entry fees will not be judged. Bring your pie to the Overnights Kitchen Thursday evening or up to 1:00 p.m. on Friday, August 22.

Judging: Judges choose the best pie on such criteria as color, texture, taste and aroma. **The first place winner in each division (Adult and Child 18 and under) receives a \$25.00 award.** Winners' names will be posted in the Static Exhibit Building. You can pick up your pie entry and ribbon after judging is completed, beginning 5:00 p.m. Friday. Pies not picked up by noon on Saturday, August 23 will be disposed of and ribbons sent to the fair office. First place winners can pick up their prize money at the fair office in the Administration Building during the fair. If you have any questions, call the Fair Office at (978) 256-4623.

MIDDLESEX COUNTY 4-H FAIR

ENTRY CHECKLIST

Please check off each item on this checklist (or write N/A if a line item does not apply to your entries), sign the bottom of the form and attach to the top of your entry package.

In order for your entry package to be accepted, it must include the following:

	Master Copy of Total Entries with one Lot or Class per line, along with the following:
	- Parents signature at bottom of form
	- Social Security Number on form
	- Correct status checked off (i.e. Novice, Junior, Senior)
	- All other information at top of form completed.
	IF APPLICABLE: One Cloverbud Entry Blank for ALL entries
	One Static Department Entry Blank for EACH Static Department entered, along with the following:
	- Correct Status checked off (i.e. Novice, Junior, Senior)
	One Livestock Department Entry Blank for EACH department entered, along with the following:
	- Parent or Leader signature at bottom of form
	- Correct status checked off (i.e. Cloverbud, Novice, Junior, Senior)
	One Horse Show Entry form if entering horse show, along with the following
	- Parents signature at bottom of form
	- Leaders signature at bottom of form
	Overnighters/Chaperones Form with signature of Parent and Chaperone
	Correct Payment for Meal Ticket and Entry Fees

Exhibitor Name

Per my signature, I certify that the exhibitor is a member in good standing and I have checked all entry forms for accuracy.

Parents or Leaders Signature

ENTRY FORM PAYMENT SUMMARY

In the space below, please record all fees that are included in your check:

NAME	CIRCLE ONE	\$30 Meal Ticket accompanied by overnigher form (\$15 for 4 and under)	\$13.00 3-day pass for all adult overnighers	TOTAL FOR EACH PERSON
	Youth Adult			
	Youth Adult			
	Youth Adult			
	Youth Adult			
	Youth Adult			
	Youth Entry Fees from Entry Forms			
			GRAND TOTAL	

2014 MASTER COPY OF TOTAL ENTRIES

Sheet # ___ of ___

SEND TO:

Middlesex County 4-H Fair
P.O. Box 352
Westford, MA 01886-0352

Be sure to include ALL ENTRIES in FAIR

Use blue or black pen only

PLEASE DO NOT USE THIS FORM FOR CLOVERBUD ENTRIES!

NAME OF EXHIBITOR _____
() _____
TELEPHONE _____

Check General Rules to confirm your division! (i.e. Novice, Jr, Sr)

DATE OF BIRTH _____ AGE AS OF JAN. 1, 2014 _____

4-H CLUB _____ Check if OVERNIGHTER
(Enclose Overnighter Form Plus \$30.00)

MAILING ADDRESS _____

TOWN _____ STATE _____ ZIP _____

EMAIL ADDRESS: _____

PLEASE WRITE # OF STATIC EXHIBITOR _____

SLIPS NEEDED: _____ NOVICE _____ JUNIOR
_____ SENIOR

TOTAL ENTRY FEES ENCLOSED \$ _____

DEPARTMENT NAME	DEPT. NO	CLASS LETTER	LOT#	FEE	NAME OF ANIMAL OR ARTICLE DESCRIPTION, COLOR
<i>EXAMPLE:</i> FOOD DEPARTMENT	19	A	29	\$2.00	CHALLENGE LOT - OATMEAL RAISIN COOKIES

TOTAL FEES FOR PAGE: \$ _____

The exhibitor agrees to be solely responsible for any loss or injury to, or damage done, occasioned by or arising from any animal or exhibit; and to defend and indemnify the 4-H Fair and the Directors thereof against all claims and liability in regard thereto. Upon these conditions only will entries be accepted.

PARENT'S SIGNATURE

2014 MASTER COPY OF TOTAL ENTRIES

Sheet # ___ of ___

NAME OF EXHIBITOR _____

DEPARTMENT NAME	DEPT. NO	CLASS LETTER	LOT#	FEE	NAME OF ANIMAL OR ARTICLE DESCRIPTION, COLOR

TOTAL FEES FOR PAGE: \$

2014 STATIC DEPARTMENT ENTRY BLANK

Sheet # ____ of ____

SEND TO:

Middlesex County 4-H Fair
P.O. Box 352
Westford, MA 01886-0352

Use blue or black pen only

DEPARTMENT NUMBER

DEPARTMENT NAME

NAME OF EXHIBITOR

MAILING ADDRESS

()

TELEPHONE

Check General Rules to confirm your division! (i.e. Novice, Jr, Sr)

TOWN STATE ZIP

IS THIS YOUR FIRST YEAR EXHIBITING IN THIS DEPARTMENT?

CIRCLE ONE: YES NO

WRITE # ENTRY SLIPS NEEDED BELOW:

DATE OF BIRTH

AGE AS OF JAN. 1, 2014

PLEASE CHECK ONE: NOVICE JUNIOR SENIOR

4-H CLUB

\$ 2.00 (Per Department)

TOTAL ENTRY FEES ENCLOSED

DEPARTMENT CHAIRMAN AND FAIR OFFICE USE ONLY

Table with columns: CLASS LETTER, LOT#, BRIEF DESCRIPTION OF ITEM, DANISH RIBBON, AWARD (1ST, 2ND, 3RD), POINTS PAID

PLEASE NOTE: A SEPARATE SHEET IS REQUIRED FOR EACH DEPARTMENT! DO NOT USE THIS FORM FOR CLOVERBUD ENTRIES

Main table for entries with columns: CLASS LETTER, LOT#, BRIEF DESCRIPTION OF ITEM, DANISH RIBBON, AWARD, POINTS PAID

TOTAL POINTS FOR PAGE:

2014 STATIC DEPARTMENT ENTRY BLANK

Sheet # ___ of ___

NAME OF EXHIBITOR

DEPARTMENT NUMBER

DEPARTMENT NAME

**DEPARTMENT CHAIRMAN AND FAIR OFFICE
USE ONLY**

CLASS LETTER	LOT#	BRIEF DESCRIPTION OF ITEM	DANISH RIBBON	AWARD (1ST, 2ND, 3RD)	POINTS PAID

TOTAL POINTS FOR PAGE: _____

2014 LIVESTOCK DEPARTMENT ENTRY BLANK

Sheet # _____ of _____

CLOVERBUD LIVESTOCK ENTRIES MUST BE LISTED ON THIS FORM!

SEND TO:
 Middlesex County 4-H Fair
 P.O. Box 352
 Westford, MA 01886-0352

DEPARTMENT NUMBER _____ DEPARTMENT NAME (PLEASE USE A SEPARATE SHEET FOR EACH DEPARTMENT) _____

NAME OF EXHIBITOR _____ MAILING ADDRESS _____

Check General Rules to confirm your division! (i.e Nov, Jr, Sr)

TOWN _____ STATE _____ ZIP _____

(_____) _____
 TELEPHONE

4-H CLUB _____

DATE OF BIRTH _____ AGE AS OF JAN. 1, 2014 _____ TOTAL ENTRY FEES ENCLOSED: \$ _____

PLEASE CHECK ONE OF THE FOLLOWING:

- CLOVERBUD
- NOVICE
- JUNIOR
- SENIOR

TOTAL # OF ANIMALS ENTERED _____

**DEPARTMENT CHAIRMAN AND FAIR OFFICE
USE ONLY**

CLASS LETTER	LOT#	BREED OR CLASS DESCRIPTION	REG# (if Grade or Mongrel please state)	SEX	DATE OF BIRTH	EAR TAG TATTOO OR LEG BAND#	COLOR	BRED & RAISED BY YOU ?	ENTRY FEE PER ANIMAL	COOP NUMBER	NO. IN CLASS	DANISH RIBBON AWARD	RIBBON AWARD (1st, 2nd) Points	BREED PREMIUM AWARD/ Points	TOTAL POINTS PAID
<i>EXAMPLE:</i>															
V	17	PET RABBIT	MONGREL	F	01/01/02	12221	WHITE	NO							

NOTE: PLEASE READ ALL HEALTH REGULATIONS CAREFULLY!

TOTAL POINTS FOR PAGE: _____

I certify that this exhibitor is a 4-H member in good standing and that the animal is owned by the exhibitor in accordance with Livestock and Department Rules.

SIGNATURE OF LEADER _____

2014 LIVESTOCK DEPARTMENT ENTRY BLANK

Sheet # _____ of _____

NAME OF EXHIBITOR _____

DEPARTMENT NUMBER _____

DEPARTMENT NAME (PLEASE USE A SEPARATE SHEET FOR EACH DEPARTMENT) _____

**DEPARTMENT CHAIRMAN AND FAIR OFFICE
USE ONLY**

CLASS LETTER	LOT#	BREED OR CLASS DESCRIPTION	REG# (If Grade or Mongrel please state)	SEX	DATE OF BIRTH	EAR TAG TATTOO OR LEG BAND#	COLOR	BRED & RAISED BY YOU ?	ENTRY FEE PER ANIMAL	COOP NUMBER	NO. IN CLASS	DANISH RIBBON AWARD	RIBBON AWARD (1st, 2nd) Points	BREED PREMIUM AWARD/POINTS	TOTAL POINTS PAID

TOTAL POINTS FOR PAGE: _____

2014 CLOVERBUD ENTRY BLANK

Sheet # _____ of _____

**PLEASE NOTE: THIS SHEET SHOULD INCLUDE ALL CLOVERBUD ENTRIES, BOTH
STATIC & LIVESTOCK. FOR LIVESTOCK, YOU MUST ALSO COMPLETE THE
LIVESTOCK FORM**

SEND TO:

Middlesex County 4-H Fair
P.O. Box 352
Westford, MA 01886-0352

Use blue or black pen only

NAME OF EXHIBITOR _____

**Check General Rules to
confirm your division!
(i.e Novice, Jr, Sr)**

(_____)
TELEPHONE _____

MAILING ADDRESS _____

TOWN _____ STATE _____ ZIP _____

EMAIL ADDRESS: _____

DATE OF BIRTH _____

AGE AS OF JAN. 1, 2014 _____

PLEASE CHECK ONE OF THE FOLLOWING:

_____ 1ST YEAR EXHIBITING AS A CLOVERBUD

_____ 2ND YEAR EXHIBITING AS A CLOVERBUD

_____ 3RD YEAR EXHIBITING AS A CLOVERBUD

4-H CLUB _____

Check if OVERNIGHTER
(Enclose Overnighter Form and \$28.00)

DEPT. NUMBER	DEPARTMENT NAME	LOT NUMBER	DESCRIPTION OF ARTICLE
<i>EXAMPLE:</i> 19	<i>FOOD</i>	29	<i>CHALLENGE LOT - OATMEAL RAISIN COOKIES</i>

The exhibitor agrees to be solely responsible for any loss or injury to, or damage done, occasioned by or arising from any animal or exhibit; and to defend and indemnify the 4-H Fair and the Directors thereof against all claims and liability in regard thereto. Upon these conditions only will entries be accepted.

PARENT'S SIGNATURE

**2014 Fair Horse Show Entry Form
ONLY ONE ENTRY PER-EXHIBITOR
ALL CLASSES ARE TO BE PRE-ENTERED**

(Office use) Exhibitor Number _____

Name of Exhibitor _____

Street Address _____

Town _____ State ____ Zip _____ Phone # _____

Date of Birth _____ # of Years in Horse Project ____ 4H Club _____

Horse Name _____ Height _____ Horse, Pony, Small Equine (circle one)

Shared Project? YES (circle) Name of other Rider _____

Will horse be staying overnight on the grounds? __No __Yes (if yes check nights) __Thur __Fri __Sat

Division (check one) __Jr. English __Sr. English __Jr. Western __Sr. Western __Cloverbud

__Walk-Trot English __Walk/Trot Western __Horse Lover __Small Equine

WESTERN JUNIOR & SENIOR CLASSES MAY BE COMBINED DEPENDING ON # OF ENTRANTS

Exhibitors will ride the same seat (English or Western Division) that is declared above and will show in that seat's proper attire and tack in Fitting & Showmanship classes and all performance classes.

ENTRY FEES: \$ 5.00 per class. Please circle the class number in the division of the classes you wish to enter.

NOTE: there is NO FEE for Fitting & Showmanship classes or for Cloverbud Classes.

Interclub Pairs and Club Team Competition entries will be entered at the Fair.

Total Number of Classes Entered _____ x \$ 5.00 = Grand Total Entry FEES \$ _____

Everyone MUST sign up for Fitting & Showmanship according to age, except Shared Projects.

Circle below the classes you are entering in for your division.

CLOVERBUD	32 83 84	HORSELOVER'S	4 25	SATURDAY F&S	24
SMALL EQUINE	5 31 39 45 48	(small equine must be 12 hands or under for this division and is in-hand)			
WALK TROT	1 2 3 6 14 18 21 26 33 36 40 49 58 67 76 80				
JUNIOR ENGLISH	1 3 7/8 15/16 19 22 27 37 41 46 50 52 54 56 59/60 64/65 70 74/75 81				
JUNIOR WESTERN	1 3 10 11 19 22 29 34 43 46 50 52 54 56 62 68 71 77 81				
SENIOR WESTERN	2 3 12 13 20 23 30 35 44 47 51 53 55 57 63 69 73 78 82				
SENIOR ENGLISH	2 3 9 17 20 23 28 38 42 47 51 53 55 57 61 66 72 79 82				

CONTINUED ON PAGE 2

**2014 Fair Horse Show Entry Form
ONLY ONE ENTRY PER-EXHIBITOR
ALL CLASSES ARE TO BE PRE-ENTERED**

All 4-H members need to have the required Horse Project Verification Form on file at the County 4-H Office 90 days prior to the Fair in order to show. A COPY of the horse's Coggin's and Shot Records or Veterinary Certificate (within the last 12 months for both in-state and out of state horses) is to be submitted with this entry form. (We cannot make copies or return them). *Name and description must be the same on all paperwork, including entry form.*

***** SIGNATURES REQUIRED FOR ALL EXHIBITORS*****

Release and Hold Harmless Agreement:

The undersigned assumes the unavoidable risks inherent in all horse related activities, including but not limited to bodily injury and physical harm to horse, rider and spectator. In consideration, therefore, for the privilege of riding and/or working around horses at the Middlesex County 4-H Fairgrounds, located at 55 South Chelmsford Road, Westford, MA, the undersigned does hereby agree to hold harmless and indemnify Middlesex County 4-H Horse Advisory Council, the Middlesex County 4-H Fair, Inc., UMass 4-H County Extension Office, UMass, UMass Extension, the Judges and all their designees and further release them from any liability or responsibility for accident, damage, injury, or illness to the Undersigned or to any horse owned by the Undersigned or to any family member or spectator accompanying the Undersigned on the premises.

WARNING:

UNDER MASSACHUSETTS LAW, AN EQUINE PROFESSIONAL, EVENT SPONSOR, OR FACILITY OWNER IS NOT LIABLE FOR ANY INJURY TO, OR THE DEATH OF, A PARTICIPANT IN EQUINE ACTIVITIES RESULTING FROM THE INHERENT RISKS OF EQUINE ACTIVITIES, PURSUANT TO CHAPTER 128, SECTION 2D OF THE GENERAL LAWS.

Exhibitor: _____

Parent or Guardian: _____

Club Leader: _____

HORSE LOVERS and/or CLOVERBUDS – ALSO REQUIRE THE SIGNATURE BELOW

We give _____ (Name of Exhibitor) permission to use
_____ (Name of Horse) in the 4-H Horse Lovers or
Cloverbud classes and agree to the hold harmless clause shown above.

Signature of Horse Owner: _____

LEADERS NOTE:

Leaders please **do not sign** this entry form until you have verified pages 1 and 2 are complete and ALL signatures have been obtained.

Incomplete forms can't be entered so please check carefully!